


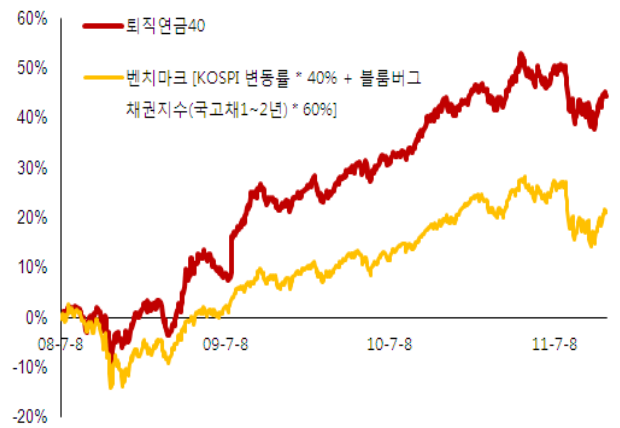
Fund Facts



	1	3	6	1	
40 ()	2.28%	-3.40%	-4.45%	2.12%	44.37%
	3.36%	-3.47%	-4.01%	2.35%	19.85%
	-1.08%	0.07%	-0.44%	-0.23%	24.51%

: KOSPI *40%+ (1~2) *60%

[2008.07.08-2011.10.31]



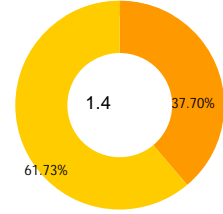
10	2.28%	3.36%
가	가	가
BS	KT&G	sk

10 가 1,909pt 10 EU 3 GDP

가 35%

가 () 1.40 . ()

[2011.10.31]



()

[2011.08.31]

- | | |
|----------|-----------|
| 1. | 11. |
| 2. | 12. LG |
| 3. | 13. |
| 4. | 14. |
| 5. | 15. |
| 6. POSCO | 16. GS |
| 7. | 17. S-Oil |
| 8. KB | 18. |
| 9. | 19. LIG |
| 10. | 20. |

()

[2011.08.31]

- | | |
|-----------------|-------------------|
| 1. 0383-1304 | 4. ()10-06 |
| 2. 0390-1308-02 | 5. 0369-1211-0150 |
| 3. 0365-1206-01 | |