

Fund Facts

가 가

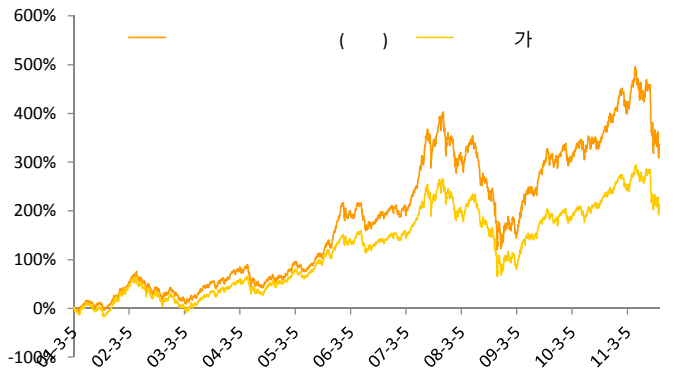
2001-03-06  
125

A1:1% + 1.74% C1: 2.34% C2: 2.215%  
C3: 2.09% C4: 1.965% C5: 1.84%

A1-30 , 70%/30-90 , 30%  
C1-C5: 90 , 70%

	1	3	6	1	
( )	-6.71%	-20.41%	-21.76%	-6.36%	334.91%
가	-5.88%	-15.76%	-16.00%	-5.51%	213.00%
가 Class C1	-0.84%	-4.66%	-5.76%	-0.85%	121.90%

(2001.03.05 - 2011.09.30)



9 -6.71% 5.88% 가 가  
0.84% 가 가 5.88% 가  
KT&G, 가

가 가 .9

가 가

8 9 가 가 6% 가 가 가

가 가

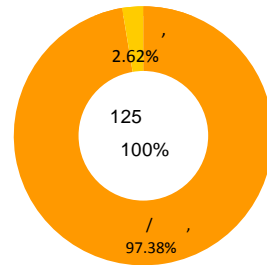
8 가 가 가

가 가 가 8 가

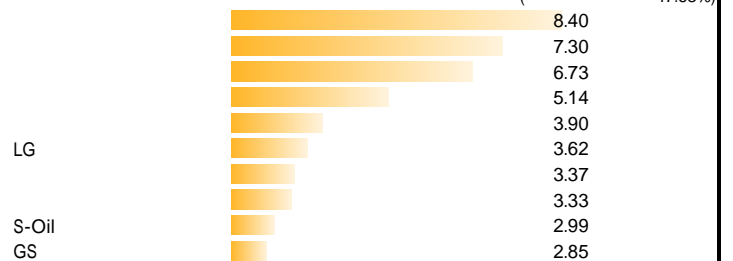
10% 90%

90%

[2011.09.30 ]



[2011.07.31 ]  
( 47.63%)

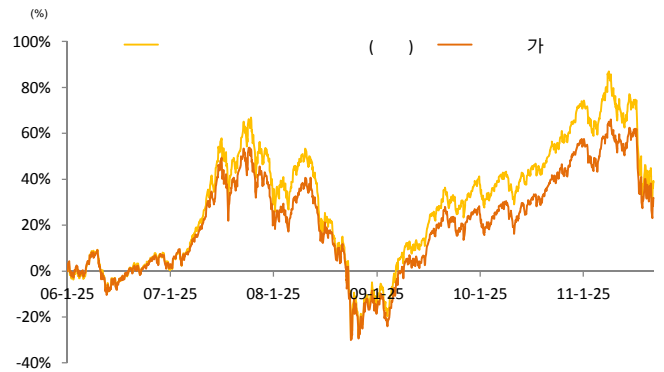


Fund Facts

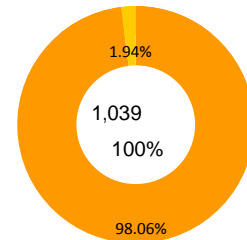
3 ( ) , MSCI Korea  
 ) 가  
 2006-01-25  
 1,039  
 A1:1% + 1.70%, C1: 2.20% C2: 2.075%  
 C3: 1.95% C4: 1.825% C5: 1.70% C-I: 0.73%  
 A1- / C1-90 , 70%

	1	3	6	1	
( )	-5.25%	-18.29%	-20.32%	-9.06%	38.57%
가	-5.88%	-15.76%	-16.00%	-5.51%	31.81%
가 Class A1	0.62%	-2.53%	-4.32%	-3.55%	6.76%

(2006.01.25~2011.09.30)



[2011.09.30 ]



[2011.07.31 ] ( 67.14%)

- |          |         |
|----------|---------|
| 1.       | 11.     |
| 2.       | 12.     |
| 3.       | 13. GS  |
| 4.       | 14. LG  |
| 5.       | 15.     |
| 6.       | 16.     |
| 7. S-Oil | 17. OCI |
| 8. KB    | 18. GS  |
| 9. POSCO | 19. SDI |
| 10.      | 20.     |

9 -5.25% 가 -5.88%  
 가 , SBS,  
 8 9 가 6% 가 가 가  
 가 가  
 8 가 가  
 가 가  
 가 8 가  
 Index 70% 가 (KODI), (KOGI), MSCI Korea  
 3 ( )  
 가 ( ) . 90%  
 97%  
 3 85% . 3 가  
 , SBS, , NHN, KT&G, , LG , SKC&C, , GS,  
 , OCI, , , LIG , , NHN  
 , LG, , SK , , STX  
 3 15% , LG  
 , IPS, , BS , GKL, ,

SRI ( )

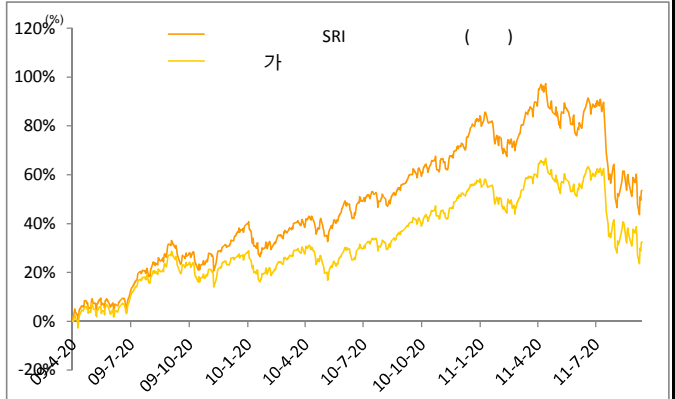
2011 09

Fund Facts

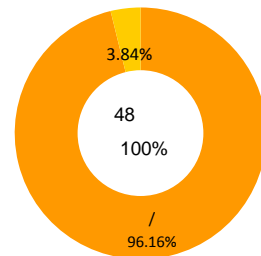
가 ( 가 )  
 /SRI) 가 • 가 가  
 2009-04-20  
 48  
 A1:1.1% + 1.60 C1: 2.20% C2: 2.05% C3: 1.90% C4: 1.70% C4: 1.70% Ce: 1.60%  
 A1-30 70% 30 ~90 , 30%  
 C1-90 70%

	1	3	6	1	
SRI ( )	-4.88%	-16.42%	-16.58%	-3.95%	53.59%
가	-5.88%	-15.76%	-16.00%	-5.51%	33.16%
가 Class A1	1.00%	-0.66%	-0.58%	1.56%	20.43%

(2009.04.17~2011.09.30)



[2011.09.30 ]



[2011.07.31 ]

( 64.88%)

- 1.
- 2.
- 3.
- 4.
- 5.
- 6.
- 7.
8. GS
9. S-Oil
- 10.
- 11.
12. LG
13. LIG
- 14.
- 15.
16. LS
17. LG
18. OCI
- 19.
- 20.

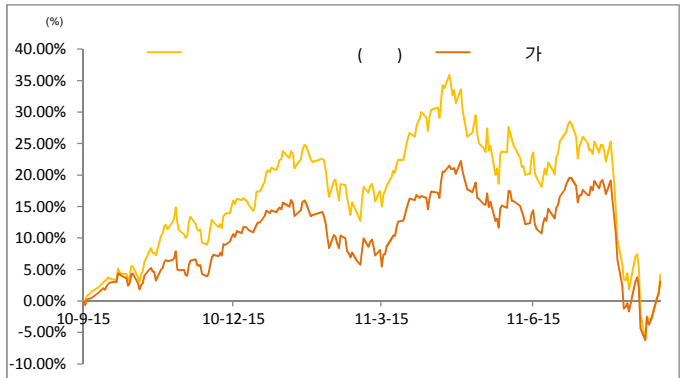
9 가 1.00% -4.88% 가 -5.88%  
 가 .9 가  
 가 가  
 8 9 가 6% 가 가  
 가 가  
 8 가 가  
 가 8 가  
 9 가 95% ,10 90%  
 가 80% 가 40%( /SRI) 가 60%가  
 SRI  
 1 SRI  
 9 SRI 92%  
 SRI  
 , LS 가 LG  
 2. SRI 8%  
 9 LS , CJ E&M  
 가

Fund Facts

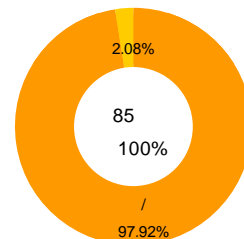
가 ( ) 가 가  
 가  
 2010-09-16  
 85.09  
 A1:1% + 1.60 C1: 2.20% C2: 1.95% C3: 1.69% C4: 1.60% Ce: 1.60%  
 30 70% 30 -90 , 30%

	1	3	6	1	
( )	-6.89%	-21.34%	-22.99%		-3.02%
가	-5.88%	-15.76%	-16.00%		-2.97%
	-1.01%	-5.59%	-6.99%		-0.05%

(2010.09.15 ~ 2011.09.30)



[2011.09.30 ]



[2011.07.31 ]

- |           |            |
|-----------|------------|
| 1.        | 11.        |
| 2.        | 12. GS     |
| 3.        | 13. GS     |
| 4.        | 14.        |
| 5.        | 15. SDI    |
| 6.        | 16.        |
| 7. LG     | 17.        |
| 8.        | 18. OCI    |
| 9.        | 19. CJ E&M |
| 10. S-Oil | 20.        |

9 가 가 5.88% 가 가 -1.01% -6.89%  
 가 가 KT&G,  
 가 가 가 가  
 가 가 .9  
 가  
 8 9 가 가 6% 가 가 가  
 가  
 가 가 가 가 8  
 가  
 97%  
 IT,  
 ( 가 , 가 )  
 , 가 가 , 가 20  
 .9  
 GKL, , GS , 가

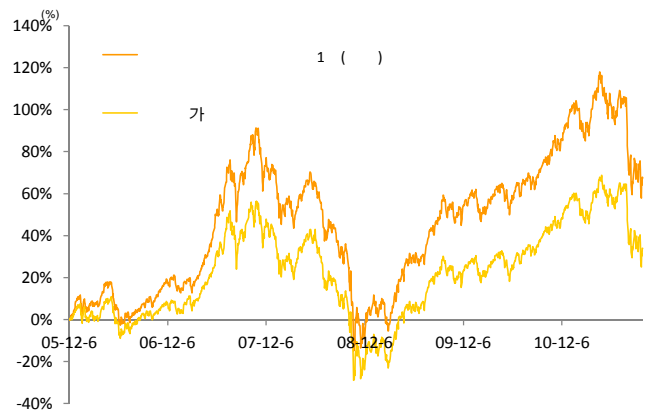
Fund Facts

90% 가  
 가  
 가  
 2005-12-07  
 2,051  
 A1:1% + 1.60% C1: 2.20% C2: 2.075%  
 C3: 1.95% C4: 1.825% C5: 1.70% C-I: 0.75%  
 A1- / C1,C2,C3,C4,C5,C1-90 70%

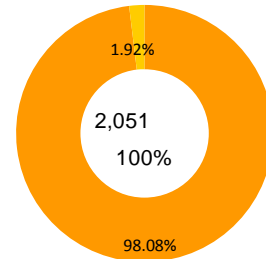
	1	3	6	1	
1 ( )	-5.29%	-16.78%	-18.52%	-4.95%	67.46%
가	-5.88%	-15.76%	-16.00%	-5.51%	33.96%
	0.58%	-1.02%	-2.52%	0.56%	33.50%

가 Class A1

(2005.12.06~2011.09.30)



[2011.09.30 ]



[2011.07.31 ]

( 62.91%)

- |          |           |
|----------|-----------|
| 1.       | 11.       |
| 2.       | 12. S-Oil |
| 3.       | 13. KB    |
| 4.       | 14. GS    |
| 5. LG    | 15.       |
| 6.       | 16.       |
| 7.       | 17.       |
| 8.       | 18.       |
| 9. POSCO | 19. LG    |
| 10. LG   | 20.       |

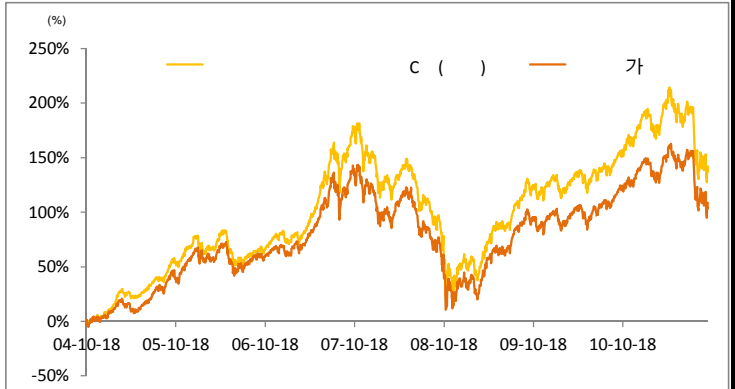
GS, LG, SDI, SK C&C, LG, KT&G, KB  
 , GKL, LIG, CJ E&M, OCI

Fund Facts

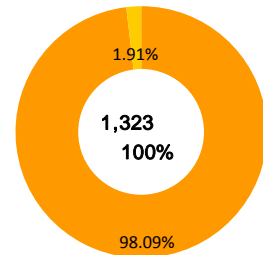
90% 가	가
가	가
가	가
2004-10-19	
1,323	
1%+	1.7%

	1	3	6	1	
C ( )	-5.24%	-16.75%	-18.47%	-5.12%	141.43%
가	-5.88%	-15.76%	-16.00%	-5.51%	108.62%
	0.63%	-0.99%	-2.47%	0.39%	32.81%

(2004.10.18~2011.09.30)



[2011.09.30 ]



[2011.07.31 ]

( 63.43% )

- |          |           |
|----------|-----------|
| 1.       | 11.       |
| 2.       | 12. S-Oil |
| 3.       | 13. KB    |
| 4. LG    | 14. GS    |
| 5.       | 15.       |
| 6.       | 16.       |
| 7.       | 17.       |
| 8.       | 18.       |
| 9. POSCO | 19. LG    |
| 10. LG   | 20.       |

Fund Facts

가	가
2005-07-18	
64	
C1: 2.41%	C2: 2.285% C3: 2.16% C4: 2.035% C5: 1.91%
90	70%

	1	3	6	1	
( )	-5.44%	-18.22%	-18.93%	-5.31%	96.95%
	-4.65%	-12.43%	-12.27%	-3.41%	59.37%
	-0.79%	-5.79%	-6.66%	-1.90%	37.58%

\* =( 가 \*80%+CD \*20%)

9	-5.44%	가	가 5.88%	가	4.65%
0.79%			KT&G		
			가	가	
			가		
			가		

8	9	가	가	6% 가	가	가	가

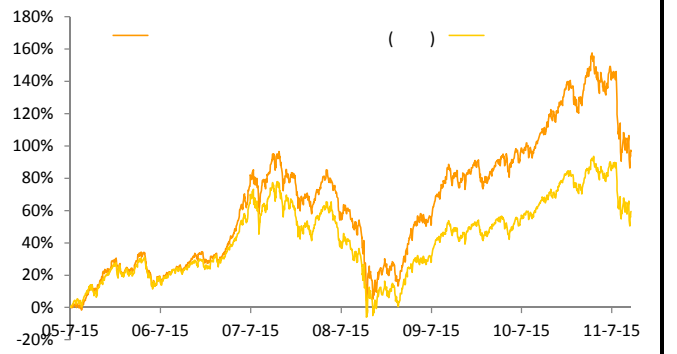
20%	85%	가		80%

, NHN  
GS, S-Oil

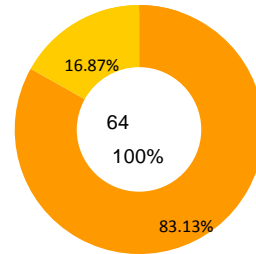
가	가	가	가	가	가	가	가	가	가	가

가 252.5     9  
KOSPI200 가 238.47  
.2011 10 가 260.0     , 10 가

(2005.07.15~2011.09.30)



[2011.09.30 ]



[2011.07.31 ]

- |           |         |
|-----------|---------|
| 1.        | 11. GS  |
| 2.        | 12. 2 B |
| 3.        | 13.     |
| 4.        | 14.     |
| 5. LG     | 15.     |
| 6.        | 16.     |
| 7.        | 17.     |
| 8.        | 18.     |
| 9. GS     | 19. KB  |
| 10. S-Oil | 20. SDI |
- ( 61.40%)

Fund Facts

가 가

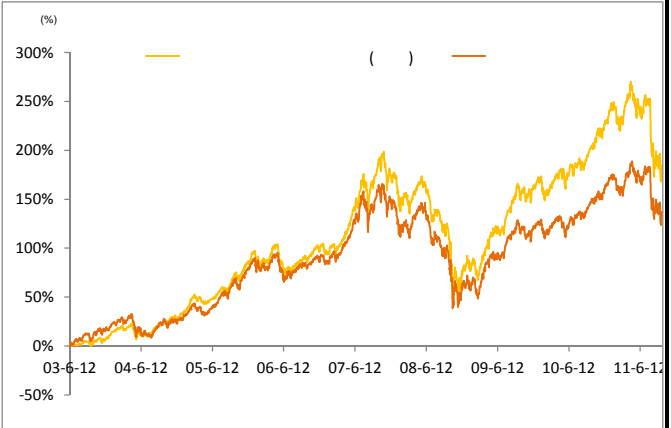
2003-06-13  
256

1%+ 1.21%

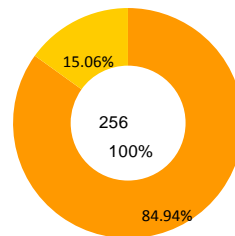
	1	3	6	1	
( )	-5.25%	-17.87%	-19.01%	-6.26%	183.41%
	-4.34%	-11.60%	-11.34%	-2.89%	136.86%
	-0.90%	-6.27%	-7.67%	-3.37%	46.55%

\* : KOSPI \*75%+CD \*25%

(2003.06.12~2011.09.30)



[2011.09.30 ]



[2011.07.31 ]

( ) 60.74%

- |          |         |     |
|----------|---------|-----|
| 1.       | 11.     | 2 B |
| 2.       | 12.     |     |
| 3.       | 13.     |     |
| 4. LG    | 14.     |     |
| 5.       | 15.     |     |
| 6.       | 16.     |     |
| 7.       | 17.     |     |
| 8.       | 18. KB  |     |
| 9. S-Oil | 19. OCI |     |
| 10. GS   | 20. SDI |     |

가

9 가 0.90% -5.25% 가

가 5.88% 가 ,

KT&G,

가 가

가 가

.9 가

가

8 9 가 가 6% 가 가 가

가

가

8 가 가

가

가

8

가

85% 가 80%

20%

가

SK , NHN , GS , GKL,

GS

CJ E&M, LG , OCI

가 가

가 252.5 9

KOSPI200 가 238.47

.2011 10 가 260.0 ,10 가

가





Fund Facts

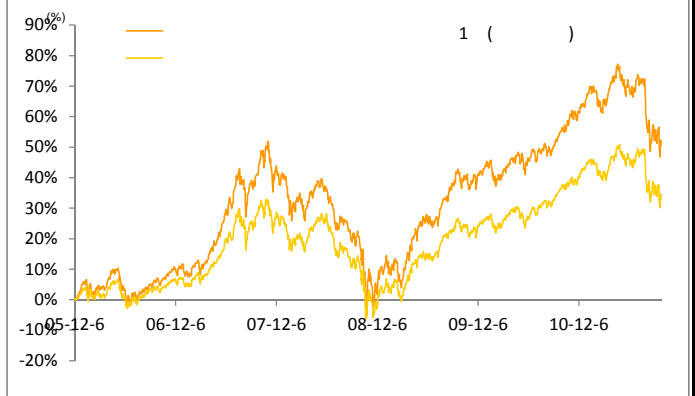
- 50%
- 80% ( 가 )
- 20%
- 2005-12-07
- 51
- 1% + 1.3%

	1	3	6	1	
1 ( )	-3.40%	-10.76%	-11.14%	-1.99%	51.95%
	-2.86%	-7.38%	-7.10%	-1.25%	34.31%
	-0.53%	-3.38%	-4.05%	-0.74%	17.64%

\* : KOSPI \*50%+ ( 1~2 ) \*50%.

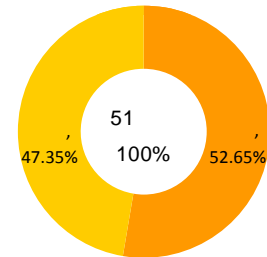
(2005.12.07~2011.09.30)

9 5.88% 가 , 0.53% -3.40% 가 가 KT&G, 가 가 가 .9



8 9 가 가 6% 가 가 가 가

[2011.09.30 ]



가 8 가 가 가 가 가 가 50% 가 80% 20%

NHN , GS , GKL, SK , GS, S-Oil

[2011.07.31 ] ( 37.18%)

- |           |         |
|-----------|---------|
| 1.        | 11. GS  |
| 2.        | 12.     |
| 3.        | 13. 2 B |
| 4. GS     | 14.     |
| 5.        | 15.     |
| 6. LG     | 16. KB  |
| 7.        | 17.     |
| 8.        | 18.     |
| 9.        | 19.     |
| 10. S-Oil | 20. SDI |

CJ E&M, LG , OCI

0.08

[2011.07.31 ] ( 26.46%)

1. 1 08-08

Fund Facts

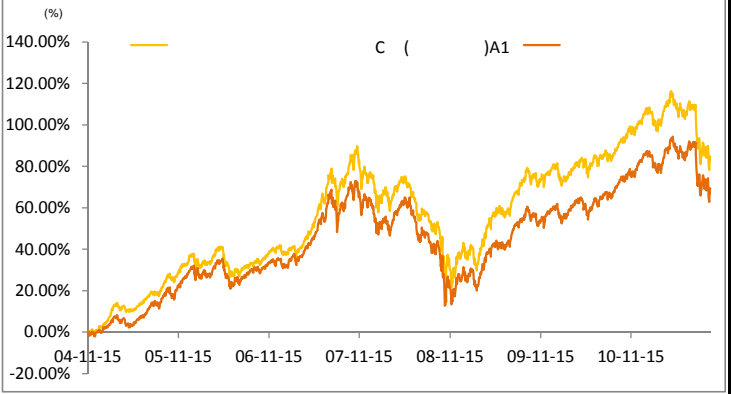
50%  
80% ( 가 )  
20% 가  
2004-11-16  
490  
A1:1% + 1.55% C1: 2.00% C2: 1.8875% C3: 1.775% C4: 1.6625% C5: 1.550%  
A1- / C1-C5-30 70%, 30-90 , 30%

	1	3	6	1	
C (A1)-	-3.63%	-10.99%	-11.73%	-3.78%	84.48%
C (C1)-	-3.67%	-11.11%	-11.94%	-4.22%	21.66%
	-2.86%	-7.38%	-7.10%	-1.25%	69.97%

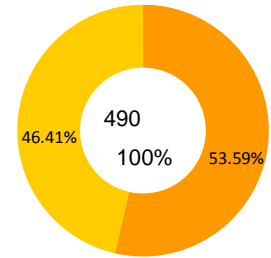
\* : KOSPI \*50%+ ( 1-2 ) \*50%.

(2004.11.16~2011.09.30)

9 가 0.22% -3.63% 가  
가 5.88% 가  
KT&G, 가  
가 가  
가 .9  
가  
8 9 가 6% 가 가  
가 가  
가 가  
가 가  
50% 가 80%  
20%



[2011.09.30 ]



SK , NHN , GS, S-Oil , GS , GKL,  
CJ E&M, LG , OCI  
0.68

[2011.07.31 ] ( 36.87%)

1.	GS
2.	GS
3.	GS
4.	LG
5.	GS
6.	GS
7.	GS
8.	GS
9.	S-Oil
10.	GS
11.	GS
12.	GS
13.	GS
14.	2 B
15.	GS
16.	GS
17.	GS
18.	GS
19.	KB
20.	SDI

[2011.07.31 ] ( 33.08%)

1.	0376-1306-02
2.	1 11-06

Fund Facts

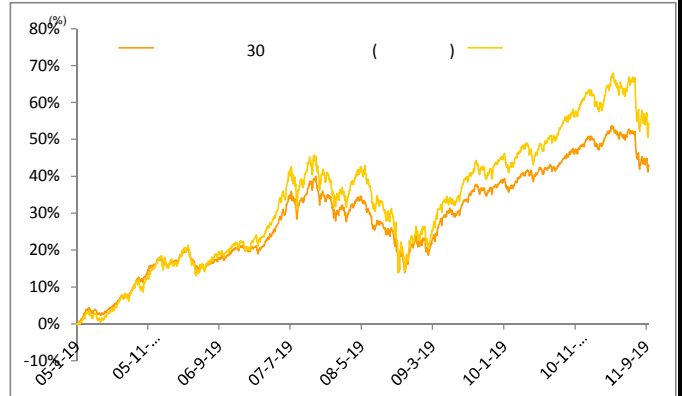
- 30%
- 80% 가 ( 가 )
- 20%
- 2005-01-25
- 53
- 1.43%
- 90 70%

	1	3	6	1	
30 ( )	-1.59%	-5.57%	-5.48%	-1.27%	42.99%
	-1.66%	-4.03%	-3.53%	0.46%	54.34%
	0.07%	-1.54%	-1.95%	-1.73%	-11.36%

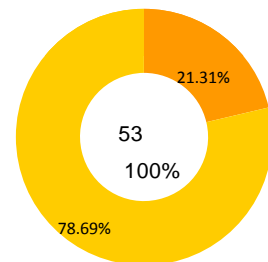
\* : KOSPI \*30%+ ( 1-2 ) \*70%.

(2005.01.19~2011.09.30)

9 가 5.88% 가 , 0.07% -1.59% 가  
 KT&G, 가  
 .9  
 가  
 8 9 가 가 6% 가 가 가  
 가  
 8 가 가 가  
 가 8



[2011.09.30 ]



20% 가 80%  
 ,NHN ,GS ,GKL,SK ,GS,S-  
 oil  
 CJ E&M,LG ,OCI  
 1.18

[2011.07.31 ] ( 18.73%)

- |          |         |
|----------|---------|
| 1.       | 11.     |
| 2.       | 12.     |
| 3.       | 13.     |
| 4.       | 14. 2 B |
| 5. LG    | 15.     |
| 6.       | 16. KB  |
| 7.       | 17.     |
| 8. GS    | 18. SDI |
| 9. S-Oil | 19.     |
| 10. GS   | 20. OCI |

[2011.07.31 ]  
 1. 0450-1503(10-1)

Fund Facts

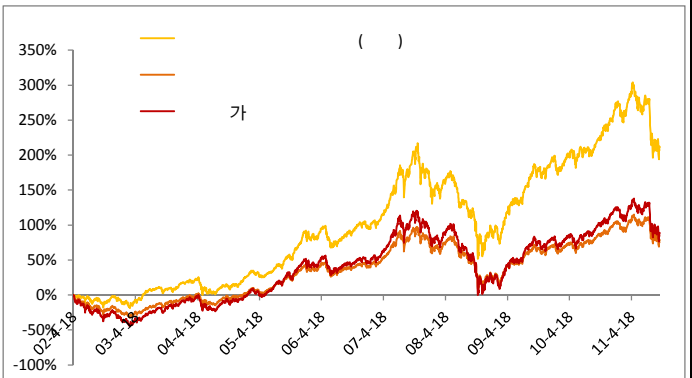
2002-04-19  
 538  
 A1:1% + 1.24 C1: 2.24% C2: 2.115% C3: 1.99%  
 C4: 1.865% C5: 1.74% C-W: 0.74%  
 A1- / C1-90 70%

	1	3	6	1	
( )	-3.26%	-16.04%	-18.06%	-3.27%	211.38%
	-4.34%	-11.60%	-11.34%	-2.89%	78.67%
	1.07%	-4.44%	-6.72%	-0.38%	132.70%

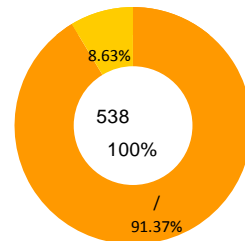
:KOSPI \*75%+CD \*25%

가 Class A1

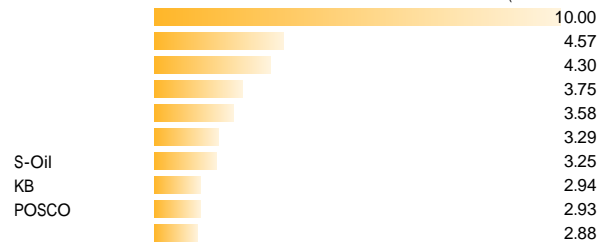
(2002.04.18~2011.09.30)



[2011.09.30 ]



[2011.07.31 ]  
 ( 41.48%)



9 -3.26% 1.07% -4.34%

SBS, 가

GS, BS, SKC&C 가

8 9 가 6% 가 가 가

가 가

가 가 8 가

90%

LG, KT&G, SK, SBS, NHN, LG, SKC&C, LG, GS, LG, LG

가 가

KOSPI200 가 238.47

.2011 10 가 260.0 , 10 가

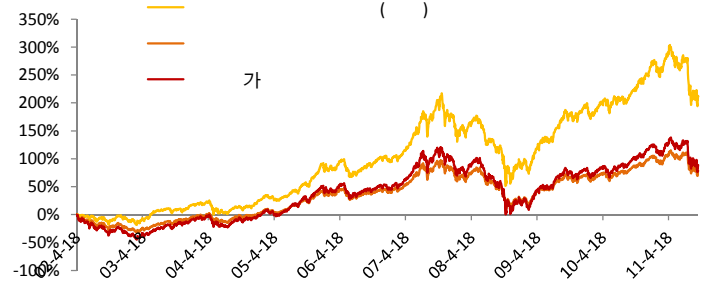
Fund Facts

2002-04-19  
 538  
 A1:1.1% + 1.24 C1: 2.24% C2: 2.115% C3: 1.99%  
 C4: 1.865% C5: 1.74% C-W: 0.74%  
 A1- / C1-90 70%

	1	3	6	1	
( )	-3.26%	-16.04%	-18.06%	-3.27%	211.38%
	-4.34%	-11.60%	-11.34%	-2.89%	78.67%
	1.07%	-4.44%	-6.72%	-0.38%	132.70%

:KOSPI \*75%+CD \*25%  
 가 Class A1

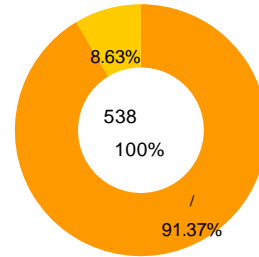
(2002.04.18~2011.09.30)



9  
 1.07% 가 -3.26% -4.34%  
 , SBS,  
 , GS , BS , SKC&C 가  
 8 가 9 가 6% 가 가 가  
 8 가 가  
 90%  
 , KT&G, SKC&C, LG  
 , OCI, , LG , LG , SK  
 KT&G, LG , SKC&C, , LIG , LG, , GS, , LG , BS , S-Oil,  
 가 가  
 238.47 가 260.0 , 10 가 가 KOSPI200 가  
 . 2011 10

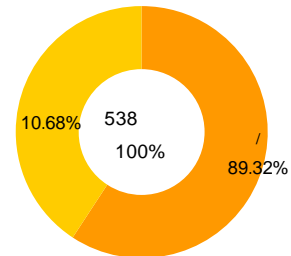
[2011.09.30 ]

1. [ + ] 9 30

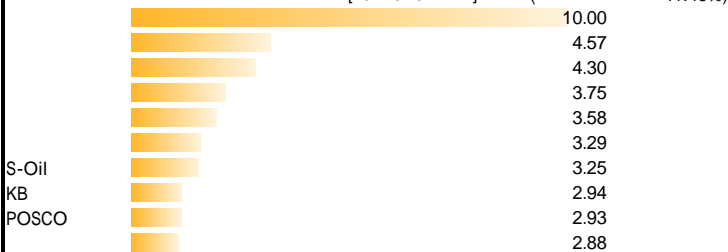


2.Call Option

( 9 30 )



[2011.07.31 ] ( 41.48%)





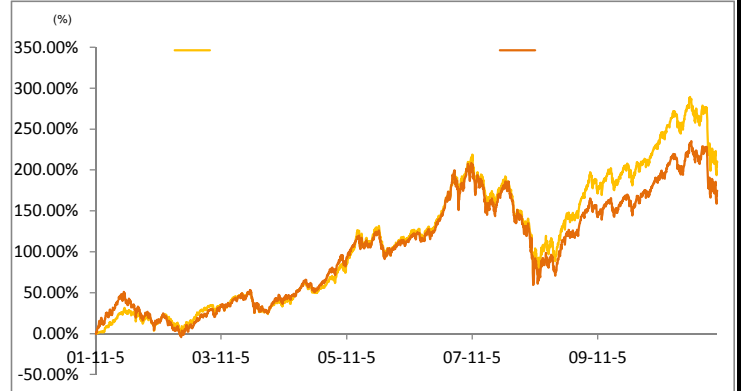
Fund Facts

2001-11-06  
20  
2.34%

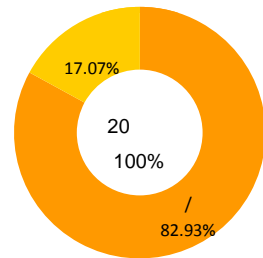
	1	3	6	1	
	-5.17%	-15.63%	-16.91%	-5.57%	209.36%
	-4.34%	-11.60%	-11.34%	-2.89%	174.35%
	-0.82%	-4.03%	-5.57%	-2.67%	35.01%

: KOSPI \*75%+CD \*25%

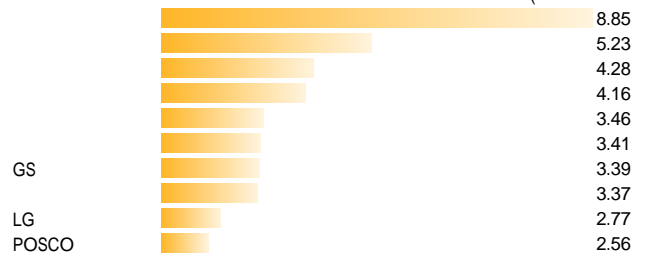
(2001.11.05~2011.09.30)



[2011.09.30 ]



[2011.07.31 ]  
( 41.49%)



가 .9 가 252.5  
KOSPI200 가 238.47  
260.0 , 10 가 . 2011 10 가

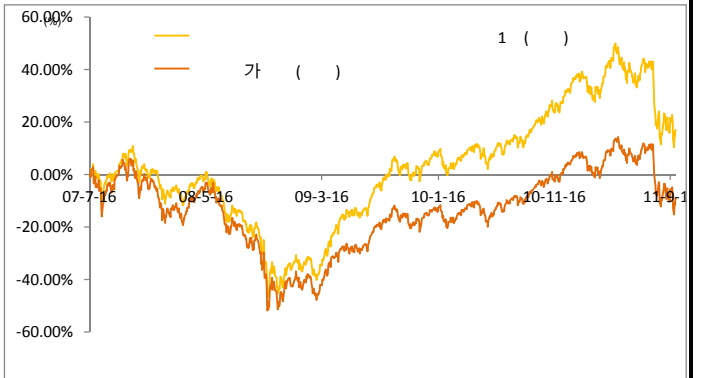


Fund Facts

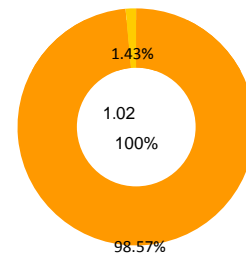
- 70%
  - 80% ( 가 )
  - 20%
- 2007-07-18
- 1.02
- 1.20%
- 90 30%

	1	3	6	1	1
1 ( )	-5.27%	-15.88%	-17.06%	-3.18%	16.80%
가	-5.88%	-15.76%	-16.00%	-5.51%	-9.23%
	0.60%	-0.13%	-1.06%	2.32%	26.03%

(2007.07.16~2011.09.30)



[2011.09.30 ]



[2011.07.31 ] ( 62.10%)

- |           |           |
|-----------|-----------|
| 1.        | 11. S-Oil |
| 2.        | 12.       |
| 3.        | 13. KB    |
| 4. LG     | 14. GS    |
| 5.        | 15.       |
| 6.        | 16.       |
| 7.        | 17.       |
| 8.        | 18.       |
| 9. LG     | 19.       |
| 10. POSCO | 20. LG    |

9 -5.27% 가 가

-5.88% 가 가

가 ( ) LG

, GS, , NHN, , CJ E&M, SDI,

8 9 가 6% 가 가

가 가

8 가 가

가 가 8

가

( )

, LG

GS, , SDI

LG, KT&G, , KB , SK C&C

, OCI , GKL , CJ

E&M, , LIG

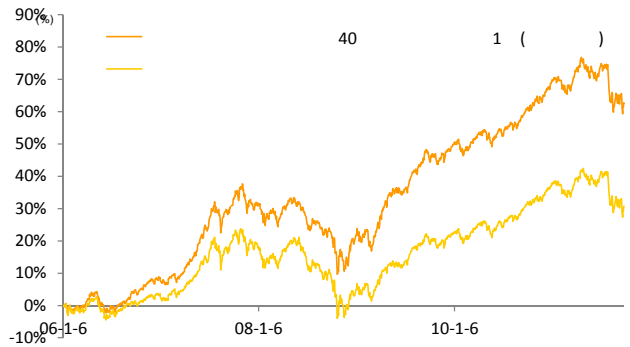
Fund Facts

- 40%
- 80% ( 가 )
- 20%
- 2006-01-09
- 1,027
- 0.80%
- 90 30%

	1	3	6	1	
40( )	-1.92%	-5.66%	-5.64%	1.10%	62.58%
	-2.26%	-5.71%	-5.31%	-0.39%	30.63%
	0.34%	0.05%	-0.33%	1.49%	31.94%

: KOSPI \*40%+ ( 1-2 ) \*60%

(2006.01.06-2011.09.30)



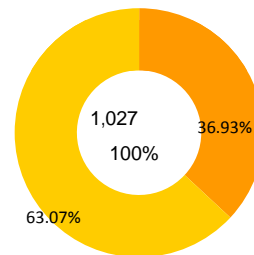
9 -1.92% 가 -2.26% 가  
 가 ( )  
 , NHN, LG, GS,  
 , CJ E&M, SDI,

8 9 가 6% 가 가  
 가 가 가

8 가 가 가  
 가 가 8 가  
 ( )

GS, SDI, LG, SK C&C, LG,  
 KT&G, , KB, ,  
 OCI, , GKL, , LIG, , CJ E&M,

[2011.09.30 ]



[2011.07.31 ] ( 62.10%)

1. S-Oil
- 2.
3. KB
4. LG
- 5.
- 6.
- 7.
- 8.
9. LG
10. POSCO
11. S-Oil
- 12.
13. KB
14. GS
- 15.
- 16.
- 17.
- 18.
- 19.
20. LG

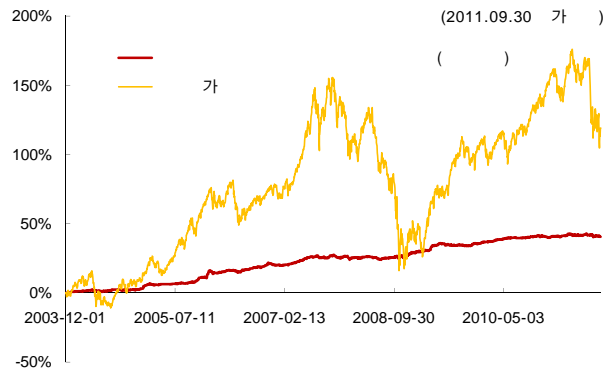
[2011.07.31 ] ( 81.47%)

1. 0383-1304
2. 0376-1306-02
3. 0377-1207-01
4. ( )10-06
5. 0369-1211-0150

Fund Facts

4가 +  
 . ( )  
 , Event Arbitrage )  
 2003-12-02  
 47  
 0.5% + 1.07%  
 30 70% 30 -90 , 30%

	1	3	6	1	
	-0.43%	-0.98%	-0.61%	0.35%	40.60%
	-5.26%	-3.90%	-1.21%	0.33%	5.18%



2011 9 , 40.60% , 5.18%  
 -0.43%  
 1. 가 Credit Risk  
 가 8 가 가 가  
 가 5.9% 가 가  
 7-8 가 IT 가  
 , SK C&C, KT&G  
 SDI, , LG , GS, LIG  
 , LG , LG , SKT, LG  
 , BS , LIG , GS , LG  
 , LG, , KT, , GS , LG  
 가 -0.32% .9

2. Day , Position ( )가  
 가 .9  
 가 .10 가 ,  
 9 -0.04% 가 가  
 3. 가 , 가

4. Event Arbitrage  
 9 10 가 가  
 5. 9 가  
 9 2 가  
 .9 0.03%

[2011.09.30 ]

전략	9월중		운용개시 이후	
	월간	연환산	누적	연환산
포트폴리오헤지전략	-0.32%	-3.92%	18.99%	2.42%
선물시스템트레이딩	-0.04%	-0.44%	-3.34%	-0.43%
옵션합성전략	0.00%	0.00%	0.29%	0.04%
Event Arbitrage 등	0.00%	0.00%	13.47%	1.72%
채권/유동성	0.03%	0.41%	21.43%	2.73%
비용	-0.11%	-1.31%	-9.72%	-1.24%
합계	-0.43%	-5.26%	40.60%	5.18%

구분	평가금액(백만원)	비율
주식	현물주식	1,041 21.78%
	선물매도	- 1,029 -21.53%
	순매수포지션	12 0.25%
채권/유동성	3,738 78.22%	
순자산총액	4,779 100%	