

Fund Facts

가 가

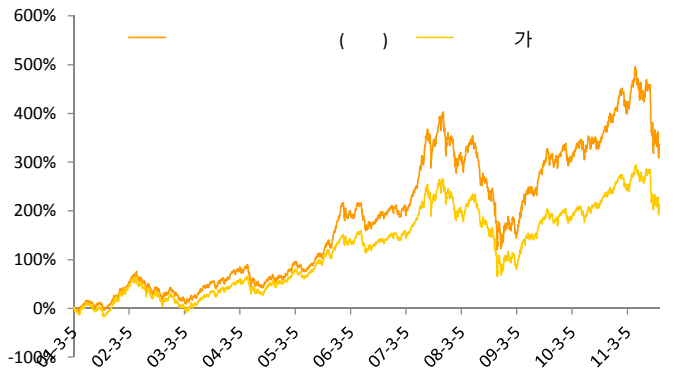
2001-03-06
125

A1:1% + 1.74% C1: 2.34% C2: 2.215%
C3: 2.09% C4: 1.965% C5: 1.84%

A1-30 , 70%/30-90 , 30%
C1-C5: 90 , 70%

	1	3	6	1	
()	-6.71%	-20.41%	-21.76%	-6.36%	334.91%
가	-5.88%	-15.76%	-16.00%	-5.51%	213.00%
가 Class C1	-0.84%	-4.66%	-5.76%	-0.85%	121.90%

(2001.03.05 - 2011.09.30)



9 -6.71% 5.88% 가 가
0.84% 가 가 5.88% 가 가
KT&G, 가

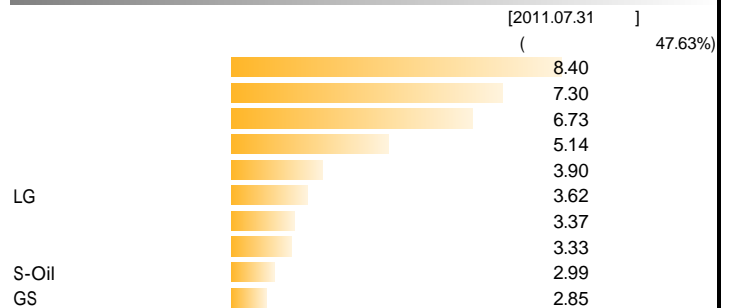
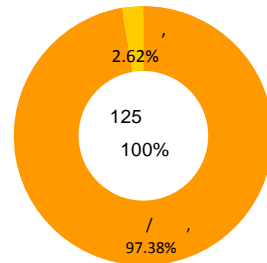
가 가
가 .9
가

8 9 가 6% 가 가 가
가 가 가

8 가 가 가
가 가 가
가 8 가

10% 90%
90% 90%

[2011.09.30]

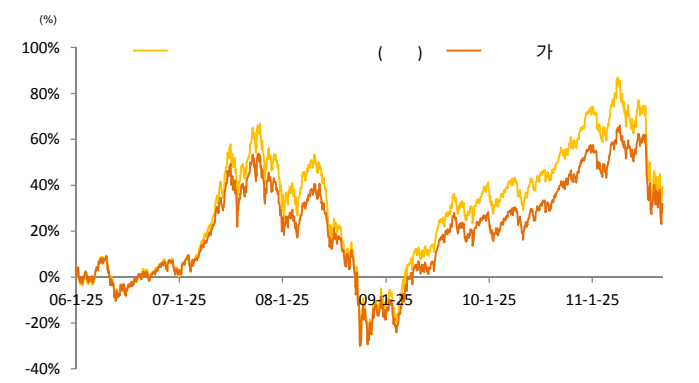


Fund Facts

3 () , MSCI Korea
) 가
 2006-01-25
 1,039
 A1:1% + 1.70%, C1: 2.20% C2: 2.075%
 C3: 1.95% C4: 1.825% C5: 1.70% C-I: 0.73%
 A1- / C1-90 , 70%

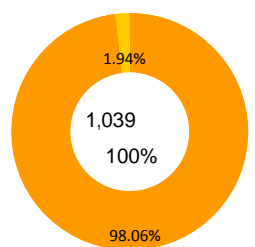
	1	3	6	1	
()	-5.25%	-18.29%	-20.32%	-9.06%	38.57%
가	-5.88%	-15.76%	-16.00%	-5.51%	31.81%
가 Class A1	0.62%	-2.53%	-4.32%	-3.55%	6.76%

(2006.01.25~2011.09.30)



[2011.09.30]

9 -5.25% 가 -5.88%
 가 , SBS,
 8 9 가 가 6% 가 가 가
 가 가
 가 가 가 가
 가 가
 Index 70% 가 (KODI), (KOGI), MSCI Korea
 3 ()
 가 () . 90%
 97%
 3 85% . 3 가
 , SBS, , NHN, KT&G, , LG , SKC&C, , GS,
 , OCI, , , LIG , , NHN
 , LG, , SK , , STX
 3 15% , LG
 , IPS, , BS , GKL, ,



[2011.07.31]

- 11.
- 12.
13. GS
14. LG
- 15.
- 16.
17. OCI
18. GS
19. SDI
- 20.

SRI ()

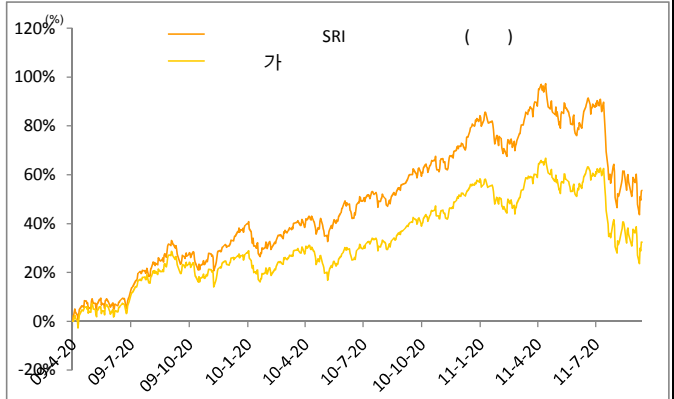
2011 09

Fund Facts

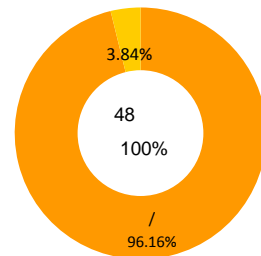
가 (가)
 /SRI) 가 • 가 가
 2009-04-20
 48
 A1:1.1% + 1.60 C1: 2.20% C2: 2.05% C3: 1.90% C4: 1.70% C4: 1.70% Ce: 1.60%
 A1-30 70% 30 ~90 , 30%
 C1-90 70%

	1	3	6	1	
SRI ()	-4.88%	-16.42%	-16.58%	-3.95%	53.59%
가	-5.88%	-15.76%	-16.00%	-5.51%	33.16%
	1.00%	-0.66%	-0.58%	1.56%	20.43%
가 Class A1					

(2009.04.17~2011.09.30)



[2011.09.30]



[2011.07.31]

(64.88%)

- 1.
- 2.
- 3.
- 4.
- 5.
- 6.
- 7.
8. GS
9. S-Oil
- 10.
- 11.
12. LG
13. LIG
- 14.
- 15.
16. LS
17. LG
18. OCI
- 19.
- 20.

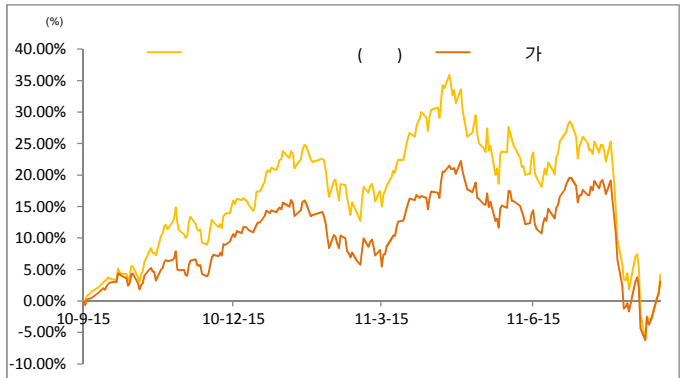
9 가 1.00% -4.88% 가 -5.88%
 가 .9 가
 가 가
 8 9 가 6% 가 가
 가 가
 8 가 가
 가 8 가
 9 가 95% , 10 90%
 가 80% 가 40%(/SRI) 가 60%가
 SRI
 1 SRI
 9 SRI 92%
 SRI
 , LS 가 LG
 2. SRI 8%
 9 LS , CJ E&M
 가

Fund Facts

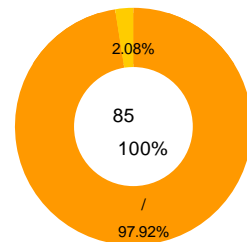
가 () 가 가
 가
 2010-09-16
 85.09
 A1:1% + 1.60 C1: 2.20% C2: 1.95% C3: 1.69% C4: 1.60% Ce: 1.60%
 30 70% 30 -90 , 30%

	1	3	6	1	
()	-6.89%	-21.34%	-22.99%		-3.02%
가	-5.88%	-15.76%	-16.00%		-2.97%
	-1.01%	-5.59%	-6.99%		-0.05%

(2010.09.15 ~ 2011.09.30)



[2011.09.30]



[2011.07.31]

- | | |
|-----------|------------|
| 1. | 11. |
| 2. | 12. GS |
| 3. | 13. GS |
| 4. | 14. |
| 5. | 15. SDI |
| 6. | 16. |
| 7. LG | 17. |
| 8. | 18. OCI |
| 9. | 19. CJ E&M |
| 10. S-Oil | 20. |

9 가 가 5.88% 가 가 -1.01% -6.89%
 가 가 KT&G,
 가 가 가 가
 가 가 .9
 가
 8 9 가 가 6% 가 가 가
 가
 가 가 가 가 8
 가 가 97%
 IT,
 (가 , 가)
 , 가 가 , 가 20
 .9
 GKL, , GS , 가

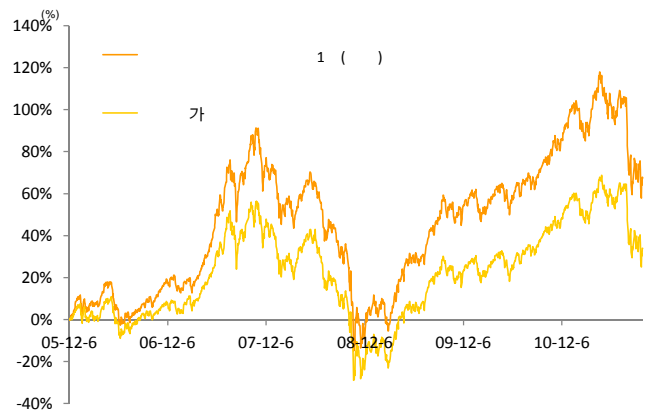
Fund Facts

90% 가
 가
 가
 2005-12-07
 2,051
 A1:1% + 1.60% C1: 2.20% C2: 2.075%
 C3: 1.95% C4: 1.825% C5: 1.70% C-I: 0.75%
 A1- / C1,C2,C3,C4,C5,C1-90 70%

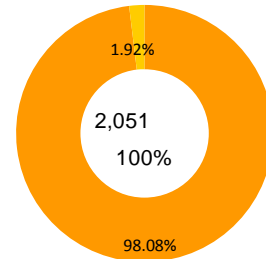
	1	3	6	1	
1 ()	-5.29%	-16.78%	-18.52%	-4.95%	67.46%
가	-5.88%	-15.76%	-16.00%	-5.51%	33.96%
	0.58%	-1.02%	-2.52%	0.56%	33.50%

가 Class A1

(2005.12.06~2011.09.30)



[2011.09.30]



[2011.07.31]

(62.91%)

- | | |
|----------|-----------|
| 1. | 11. |
| 2. | 12. S-Oil |
| 3. | 13. KB |
| 4. | 14. GS |
| 5. LG | 15. |
| 6. | 16. |
| 7. | 17. |
| 8. | 18. |
| 9. POSCO | 19. LG |
| 10. LG | 20. |

9
 -5.29% 가 가 -5.88% 가
 ()
 LG, NHN, CJ E&M, SDI, GS
 8
 9 가 가 6% 가 가 가
 가 가 가 가
 8 가 가
 가 8
 97% 가 80%
 GS, SDI, LG, SK C&C, LG, KT&G, KB
 GKL, LIG, CJ E&M, OCI

C ()

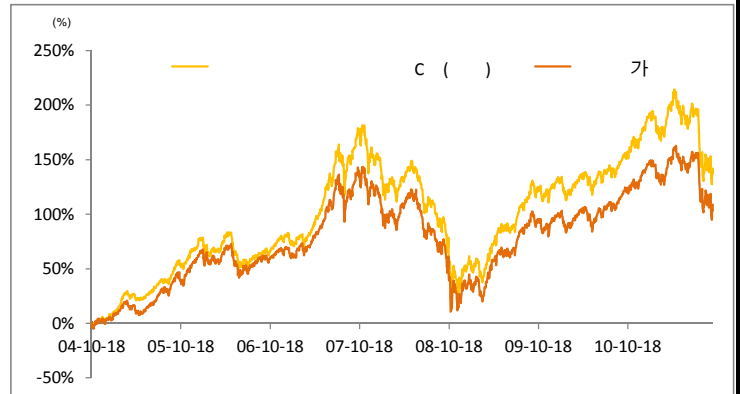
2011 09

Fund Facts

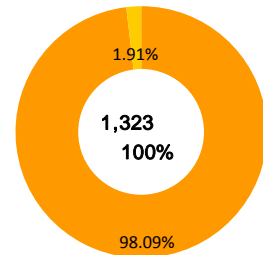
90% 가
가
가
가
2004-10-19
1,323
1%+ 1.7%

	1	3	6	1	
C ()	-5.24%	-16.75%	-18.47%	-5.12%	141.43%
가	-5.88%	-15.76%	-16.00%	-5.51%	108.62%
	0.63%	-0.99%	-2.47%	0.39%	32.81%

(2004.10.18~2011.09.30)



[2011.09.30]



[2011.07.31]

(63.43%)

- | | |
|----------|-----------|
| 1. | 11. |
| 2. | 12. S-Oil |
| 3. | 13. KB |
| 4. LG | 14. GS |
| 5. | 15. |
| 6. | 16. |
| 7. | 17. |
| 8. | 18. |
| 9. POSCO | 19. LG |
| 10. LG | 20. |

Fund Facts

가 가

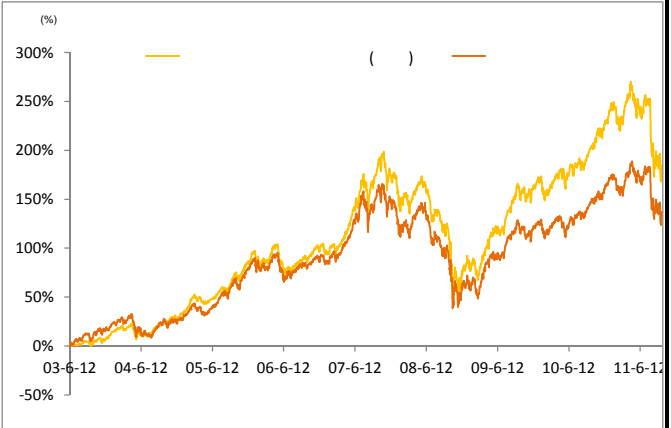
2003-06-13
256

1%+ 1.21%

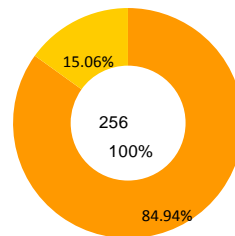
	1	3	6	1	
()	-5.25%	-17.87%	-19.01%	-6.26%	183.41%
	-4.34%	-11.60%	-11.34%	-2.89%	136.86%
	-0.90%	-6.27%	-7.67%	-3.37%	46.55%

* : KOSPI *75%+CD *25%

(2003.06.12~2011.09.30)



[2011.09.30]



[2011.07.31]

() 60.74%

- | | | |
|----------|---------|-----|
| 1. | 11. | 2 B |
| 2. | 12. | |
| 3. | 13. | |
| 4. LG | 14. | |
| 5. | 15. | |
| 6. | 16. | |
| 7. | 17. | |
| 8. | 18. KB | |
| 9. S-Oil | 19. OCI | |
| 10. GS | 20. SDI | |

가 가

9 가 0.90% -5.25% 가

가 5.88% 가 ,

KT&G,

가 가

가 가

.9 가

가

8 9 가 가 6% 가 가 가

가

가

8 가 가

가 가

가 8

가

85% 가 80%

20%

SK , NHN , GS , GKL

가

가

가 252.5 9

KOSPI200 가 238.47

.2011 10 가 260.0 ,10 가

가

CJ E&M, LG , OCI

Fund Facts

가 가

2004-07-23

805

A1:1% + 2.22% A2: 2.095% A3: 1.97% A4: 1.845%

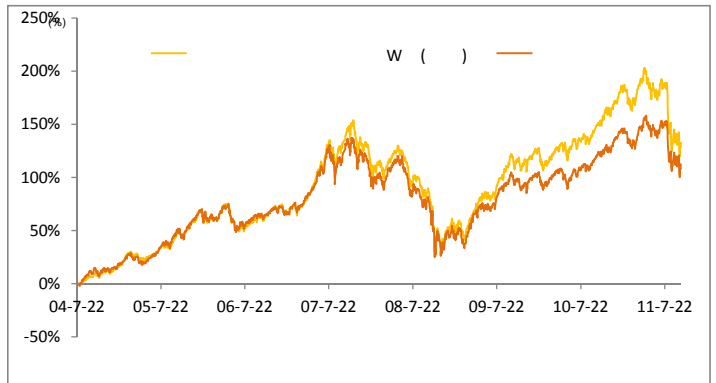
A5: 1.72% I: 0.72% Ce: 1.62%

90 70%

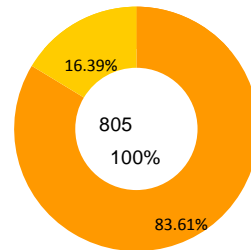
	1	3	6	1	
W ()	-5.39%	-18.11%	-19.26%	-6.99%	131.85%
	-4.34%	-11.60%	-11.34%	-2.89%	112.13%
	-1.04%	-6.51%	-7.92%	-4.10%	19.71%

* : KOSPI *75%+CD *25%, 가 Class A

(2004.07.22~2011.09.30)



[2011.09.30]



[2011.07.31]

(60.45%)

1. 11. GS
2. 12. 2 B
3. 13.
4. 14.
5. LG 15.
6. 16.
7. 17.
8. 18.
9. GS 19. KB
10. S-Oil 20. SDI

, NHN , GS , GKL, SK

GS,S-Oil

CJ E&M, LG , OCI

가 가

가 252.5 9

KOSPI200 가 238.47

. 2011 10 가 260.0 , 10 가

Fund Facts

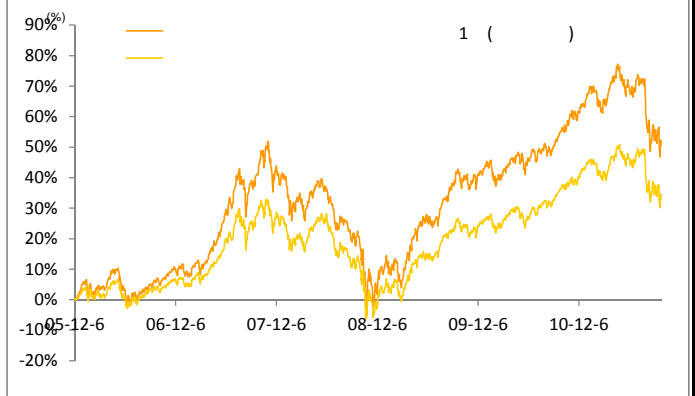
- 50%
- 80% (가)
- 20%
- 2005-12-07
- 51
- 1% + 1.3%

	1	3	6	1	
1 ()	-3.40%	-10.76%	-11.14%	-1.99%	51.95%
	-2.86%	-7.38%	-7.10%	-1.25%	34.31%
	-0.53%	-3.38%	-4.05%	-0.74%	17.64%

* : KOSPI *50%+ (1~2) *50%.

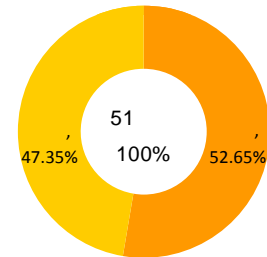
(2005.12.07~2011.09.30)

9 5.88% 가 , 0.53% -3.40% 가 가 KT&G, 가 가 가 .9



8 9 가 가 6% 가 가 가 가

[2011.09.30]



8 가 가 8 가 가 가 가 50% 가 80% 20%

NHN , GS , GKL, SK , GS, S-Oil

[2011.07.31] (37.18%)

- | | |
|-----------|---------|
| 1. | 11. GS |
| 2. | 12. |
| 3. | 13. 2 B |
| 4. GS | 14. |
| 5. | 15. |
| 6. LG | 16. KB |
| 7. | 17. |
| 8. | 18. |
| 9. | 19. |
| 10. S-Oil | 20. SDI |

CJ E&M, LG

, OCI

0.08

[2011.07.31] (26.46%)

1. 1 08-08

Fund Facts

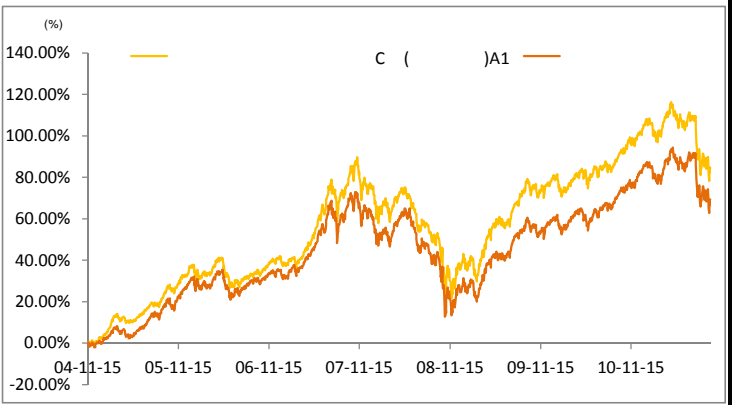
50%
80% (가)
20% 가
2004-11-16
490
A1:1% + 1.55% C1: 2.00% C2: 1.8875% C3: 1.775% C4: 1.6625% C5: 1.550%
A1- / C1-C5-30 70%, 30-90 , 30%

	1	3	6	1	
C (A1)-	-3.63%	-10.99%	-11.73%	-3.78%	84.48%
C (C1)-	-3.67%	-11.11%	-11.94%	-4.22%	21.66%
	-2.86%	-7.38%	-7.10%	-1.25%	69.97%

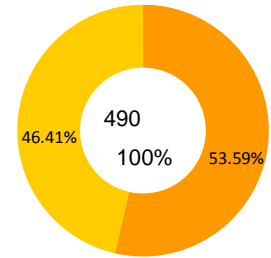
* : KOSPI *50%+ (1~2) *50%.

(2004.11.16~2011.09.30)

9 가 0.22% -3.63% 가
가 5.88% 가
KT&G, 가
가 가
가 .9
가
8 9 가 6% 가 가
가 가
가 가
가 가
50% 가 80%
20%



[2011.09.30]



SK , NHN , GS, S-Oil , GS , GKL,
CJ E&M, LG , OCI
0.68

[2011.07.31] (36.87%)

1.	GS
2.	GS
3.	GS
4.	LG
5.	GS
6.	GS
7.	GS
8.	GS
9.	S-Oil
10.	GS
11.	GS
12.	GS
13.	GS
14.	2 B
15.	GS
16.	GS
17.	GS
18.	GS
19.	KB
20.	SDI

[2011.07.31] (33.08%)

1.	0376-1306-02
2.	1 11-06

Fund Facts

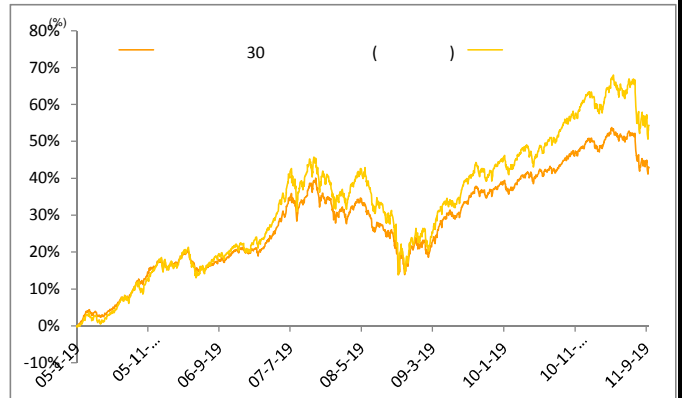
- 30%
- 80% (가)
- 20%
- 2005-01-25
- 53
- 1.43%
- 90 70%

	1	3	6	1	
30 ()	-1.59%	-5.57%	-5.48%	-1.27%	42.99%
	-1.66%	-4.03%	-3.53%	0.46%	54.34%
	0.07%	-1.54%	-1.95%	-1.73%	-11.36%

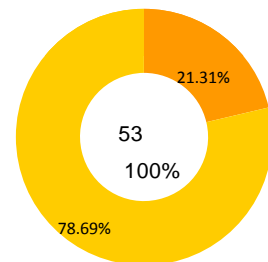
* : KOSPI *30%+ (1-2) *70%

(2005.01.19~2011.09.30)

9 가 5.88% 가 , 0.07% -1.59% 가 가
 KT&G, 가
 .9
 가
 8 9 가 가 6% 가 가 가 가
 가
 8 가 가 가 가
 가 8



[2011.09.30]



20% 가 80%
 20% 가
 ,NHN ,GS ,GKL,SK ,GS,S-
 oil
 CJ E&M,LG ,OCI
 1.18

[2011.07.31] (18.73%)

- | | |
|----------|---------|
| 1. | 11. |
| 2. | 12. |
| 3. | 13. |
| 4. | 14. 2 B |
| 5. LG | 15. |
| 6. | 16. KB |
| 7. | 17. |
| 8. GS | 18. SDI |
| 9. S-Oil | 19. |
| 10. GS | 20. OCI |

[2011.07.31]
 1. 0450-1503(10-1)

Fund Facts

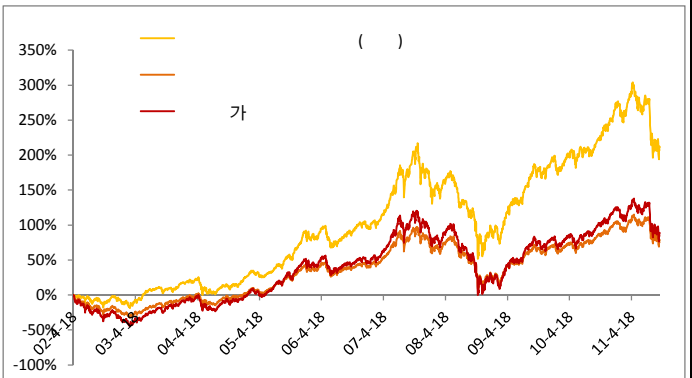
2002-04-19
 538
 A1:1% + 1.24 C1: 2.24% C2: 2.115% C3: 1.99%
 C4: 1.865% C5: 1.74% C-W: 0.74%
 A1- / C1-90 70%

	1	3	6	1	
()	-3.26%	-16.04%	-18.06%	-3.27%	211.38%
	-4.34%	-11.60%	-11.34%	-2.89%	78.67%
	1.07%	-4.44%	-6.72%	-0.38%	132.70%

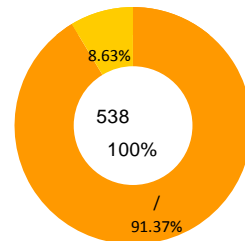
:KOSPI *75%+CD *25%

가 Class A1

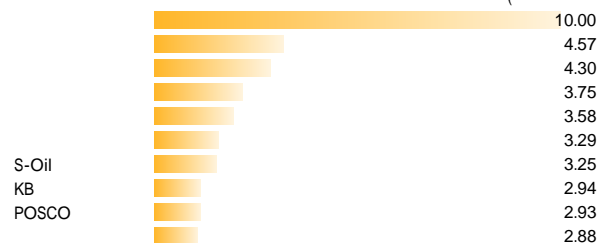
(2002.04.18~2011.09.30)



[2011.09.30]



[2011.07.31]
 (41.48%)



9 -3.26% -4.34% 1.07%
 SBS, 가
 GS, BS, SKC&C 가
 8 9 가 6% 가 가 가
 가 가
 8 가 가 8 가
 90% 가
 LG, KT&G, SK, LG
 SBS, LG, SKC&C, LG
 NHN, LG, LIG
 GS, LG, LG

가 가
 KOSPI200 가 238.47
 .2011 10 가 260.0 , 10 가
 가

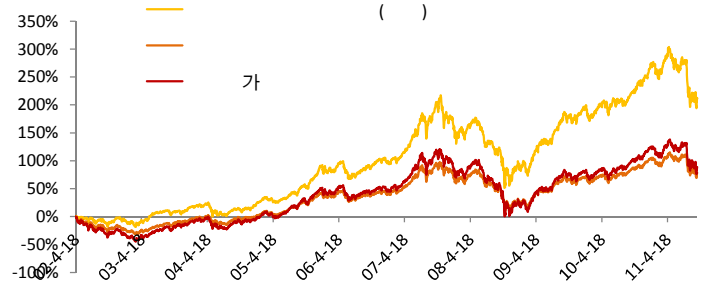
Fund Facts

2002-04-19
 538
 A1:1.1% + 1.24 C1: 2.24% C2: 2.115% C3: 1.99%
 C4: 1.865% C5: 1.74% C-W: 0.74%
 A1- / C1-90 , 70%

	1	3	6	1	
()	-3.26%	-16.04%	-18.06%	-3.27%	211.38%
	-4.34%	-11.60%	-11.34%	-2.89%	78.67%
	1.07%	-4.44%	-6.72%	-0.38%	132.70%

:KOSPI *75%+CD *25%
 가 Class A1

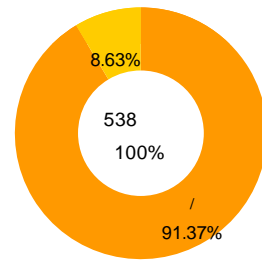
(2002.04.18~2011.09.30)



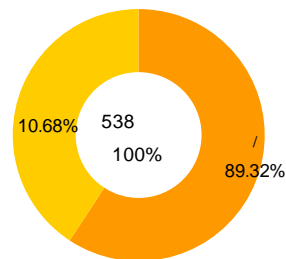
9
 1.07% 가 -3.26% -4.34%
 , SBS,
 , GS , BS , SKC&C 가
 8 가 9 가 6% 가 가 가
 8 가 가
 90%
 , KT&G, SKC&C, LG
 , OCI, , LG , LG , SK
 KT&G, LG , SKC&C, , LIG , LG, , GS, , LG , BS , S-Oil,
 가 가
 238.47 . 9 가 252.5 . 9 KOSPI200 가
 가 260.0 , 10 가 가 . 2011 10

[2011.09.30]

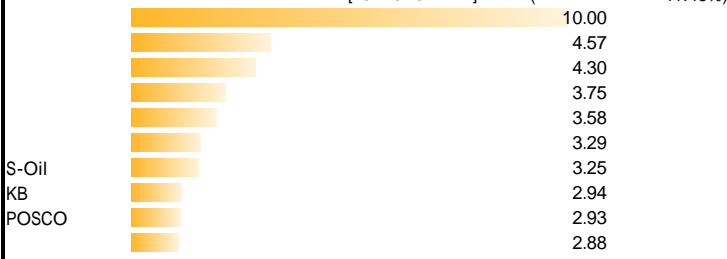
1. [+] 9 30



2.Call Option (9 30)



[2011.07.31] (41.48%)



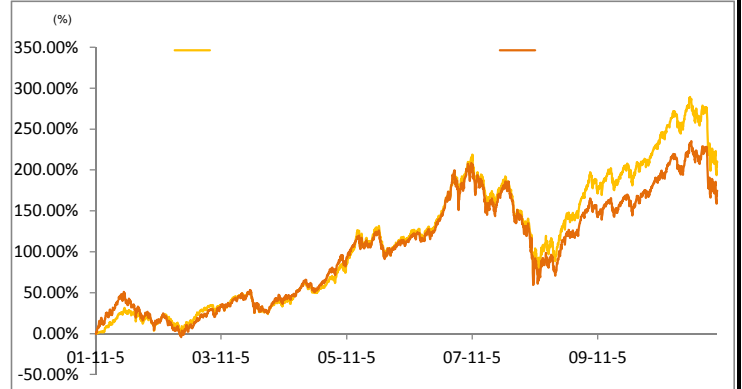
Fund Facts

2001-11-06
20
2.34%

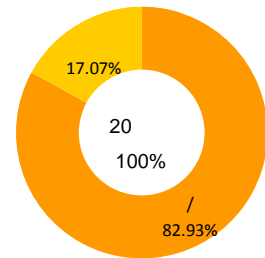
	1	3	6	1	
	-5.17%	-15.63%	-16.91%	-5.57%	209.36%
	-4.34%	-11.60%	-11.34%	-2.89%	174.35%
	-0.82%	-4.03%	-5.57%	-2.67%	35.01%

: KOSPI *75%+CD *25%

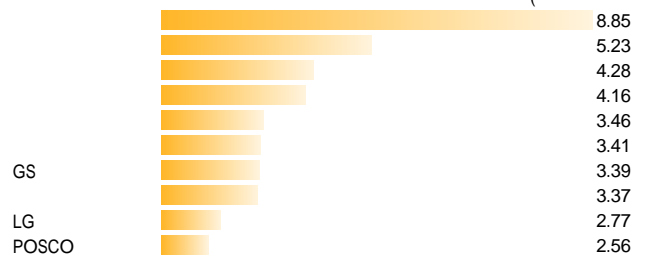
(2001.11.05~2011.09.30)



[2011.09.30]



[2011.07.31]
(41.49%)



9 -3.40% , -4.34%

8 9 가 6% 가 가

8 가 가 가 8

가 80%

, LG , LG

, SKT, LG

, BS , LG, , LG, , LG

, GS , GS , LG

, KT, , SK C&C,

KT&G , LG , GS, LG

SDI,

가 가 252.5

9 KOSPI200 가 238.47

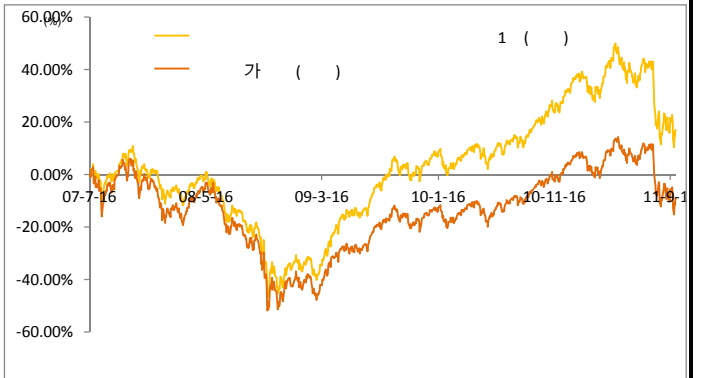
260.0 , 10 가 . 2011 10 가

Fund Facts

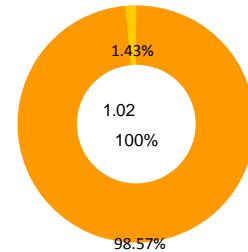
- 70%
 - 80% (가)
 - 20%
- 2007-07-18
- 1.02
- 1.20%
- 90 30%

	1	3	6	1	1
1 ()	-5.27%	-15.88%	-17.06%	-3.18%	16.80%
가	-5.88%	-15.76%	-16.00%	-5.51%	-9.23%
	0.60%	-0.13%	-1.06%	2.32%	26.03%

(2007.07.16~2011.09.30)



[2011.09.30]



[2011.07.31]
(62.10%)

- | | |
|-----------|-----------|
| 1. | 11. S-Oil |
| 2. | 12. |
| 3. | 13. KB |
| 4. LG | 14. GS |
| 5. | 15. |
| 6. | 16. |
| 7. | 17. |
| 8. | 18. |
| 9. LG | 19. |
| 10. POSCO | 20. LG |

9 -5.27% 가 가

-5.88% 가 가

가 () LG

, GS, , NHN, , CJ E&M, SDI,

8 9 가 6% 가 가

가 가

8 가 가

가 가 8

()

, LG

GS, , SDI

LG, KT&G, , KB , SK C&C

, OCI , GKL , CJ

E&M, , LIG

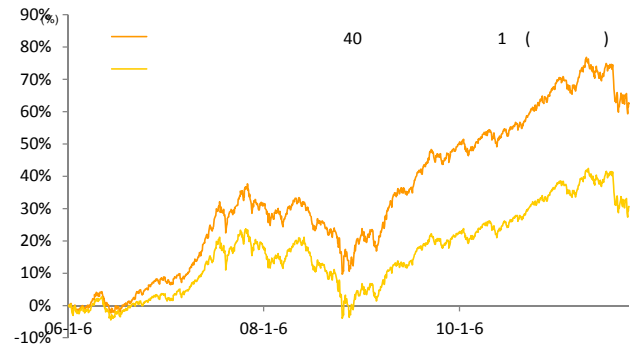
Fund Facts

- 40%
- 80% (가)
- 20%
- 2006-01-09
- 1,027
- 0.80%
- 90 30%

	1	3	6	1	
40()	-1.92%	-5.66%	-5.64%	1.10%	62.58%
	-2.26%	-5.71%	-5.31%	-0.39%	30.63%
	0.34%	0.05%	-0.33%	1.49%	31.94%

: KOSPI *40%+ (1-2) *60%

(2006.01.06-2011.09.30)



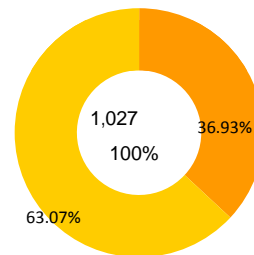
9 -1.92% 가 -2.26% 가
 가 ()
 , NHN, LG, GS,
 , CJ E&M, SDI,

8 9 가 6% 가 가
 가 가 가

8 가 가 가
 가 가 8 가
 ()

GS, SDI, LG, SK C&C, LG,
 KT&G, , KB, LG, SK C&C, LG,
 OCI, , GKL, , LIG, , CJ E&M,

[2011.09.30]



[2011.07.31]
 (62.10%)

1. S-Oil
- 2.
- 3.
4. LG
- 5.
- 6.
- 7.
- 8.
9. LG
10. POSCO
11. S-Oil
- 12.
13. KB
14. GS
- 15.
- 16.
- 17.
- 18.
- 19.
20. LG

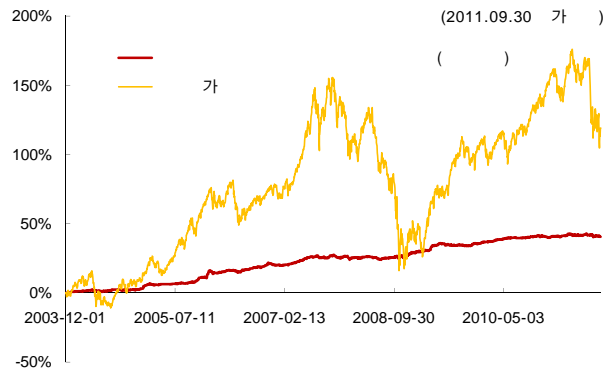
[2011.07.31] (81.47%)

1. 0383-1304
2. 0376-1306-02
3. 0377-1207-01
4. ()10-06
5. 0369-1211-0150

Fund Facts

4가 +
 . ()
 , Event Arbitrage)
 2003-12-02
 47
 0.5% + 1.07%
 30 70% 30 -90 , 30%

	1	3	6	1	
	-0.43%	-0.98%	-0.61%	0.35%	40.60%
	-5.26%	-3.90%	-1.21%	0.33%	5.18%



2011 9 , 40.60% , 5.18%
 -0.43%
 1. 가 Credit Risk
 가 9 8 가 가 가 가
 가 7-8 가 5.9% IT 가
 , SK C&C, KT&G
 SDI, , LG , GS, LIG
 , LG , LG , SKT, LG , GS , LG
 , LG, , BS , LG , LIG , GS , LG
 , LG, , KT, , -0.32% , 9

2. Day , Position ()가
 가 , 10 가 , 9
 9 -0.04%
 3. 가 , 가

4. Event Arbitrage 10 가 가
 5. 9 가
 9 2 0.03%

[2011.09.30]

전략	9월중		운용개시 이후	
	월간	연환산	누적	연환산
포트폴리오헤지전략	-0.32%	-3.92%	18.99%	2.42%
선물시스템트레이딩	-0.04%	-0.44%	-3.34%	-0.43%
옵션합성전략	0.00%	0.00%	0.29%	0.04%
Event Arbitrage 등	0.00%	0.00%	13.47%	1.72%
채권/유동성	0.03%	0.41%	21.43%	2.73%
비용	-0.11%	-1.31%	-9.72%	-1.24%
합계	-0.43%	-5.26%	40.60%	5.18%

구분	평가금액(백만원)	비율
주식	현물주식	1,041 21.78%
	선물매도	- 1,029 -21.53%
	순매수포지션	12 0.25%
채권/유동성	3,738 78.22%	
순자산총액	4,779 100%	