

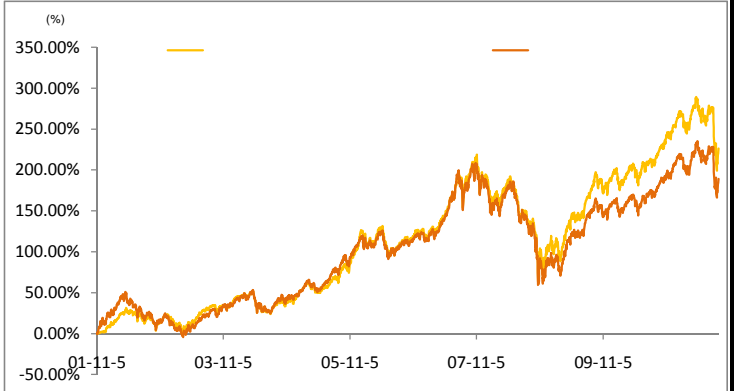
Fund Facts

2001-11-06
21
2.34%

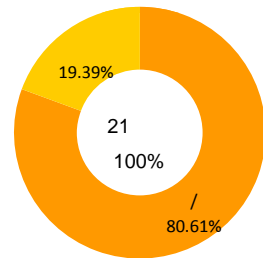
	1	3	6	1	
	-11.78%	-13.07%	-5.85%	5.79%	226.21%
	-8.82%	-8.90%	-1.63%	7.14%	189.00%
	-2.95%	-4.16%	-4.22%	-1.35%	37.21%

: KOSPI *75%+CD *25%

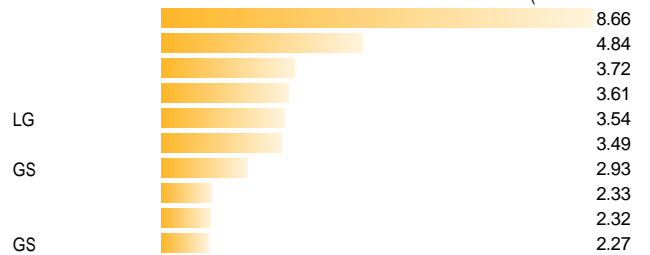
(2011.11.05~2011.08.31)



[2011.08.31]



[2011.06.30]
(37.70%)



8 -11.78% , -8.82%

가 가

가 /

8 가

가

가 가

가

가

80%

KT&G, SK C&C,
GS, S-Oil, LG

LIG

GS, LG

가 가

8 KOSPI200 가 234.14 가 292.5

2011 9 가 252.5

9 가 가