

Fund Facts

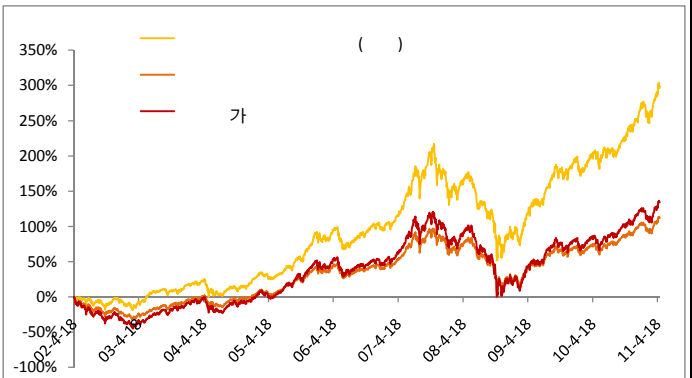
2002-04-19
 622
 A1:1% + 1.24 C1: 2.24% C2: 2.115% C3: 1.99%
 C4: 1.865% C5: 1.74% C-W: 0.74%
 A1- / C1-90 70%

	1	3	6	1
()	4.26%	6.62%	20.72%	28.72%
	3.11%	4.62%	12.90%	20.32%
	1.14%	2.00%	7.83%	8.40%
				184.56%

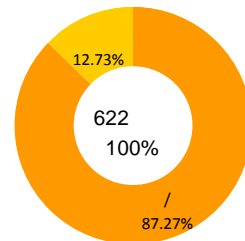
:KOSPI *75%+CD *25%

가 Class A1

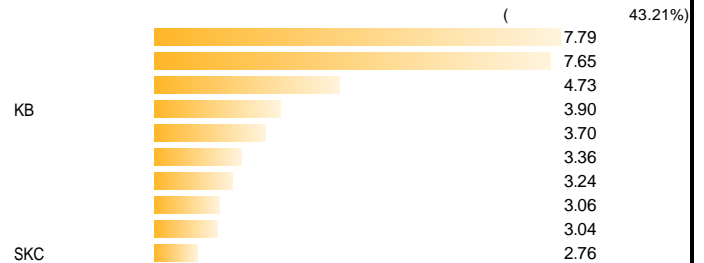
(2002.04.18~2011.04.29)



[2011.04.30]



[2011.02.28]



4 4.26% 3.11%
 가 1.15%
 , SKC, , LG , SDI 가 OCI,
 4 가 가
 , QE2 가
 가가
 90%
 , BS
 , LG , OCI,
 , LG, , SKC, , LG , SDI,
 , GS, , CJ , POSCO, , LIG

가 가
 .4 가 275.0
 . 4 KOSPI200 가 283.15
 . 2011 5 가 297.5 , 5
 가 가