

Fund Facts

2002-04-19

635

A1:1% + 1.24 C1: 2.24% C2: 2.115% C3: 1.99%
C4: 1.865% C5: 1.74% C-W: 0.74%

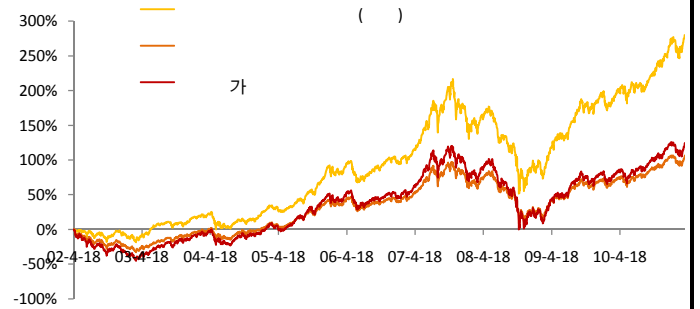
A1- / C1-90 70%

| | 1 | 3 | 6 | 1 | |
|-----|-------|-------|--------|--------|---------|
| () | 8.85% | 6.88% | 18.05% | 28.49% | 280.00% |
| | 6.57% | 2.33% | 9.97% | 19.58% | 106.33% |
| | 2.27% | 4.55% | 8.08% | 8.92% | 173.67% |

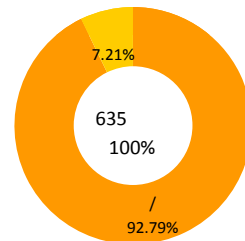
:KOSPI *75%+CD *25%

가 Class A1

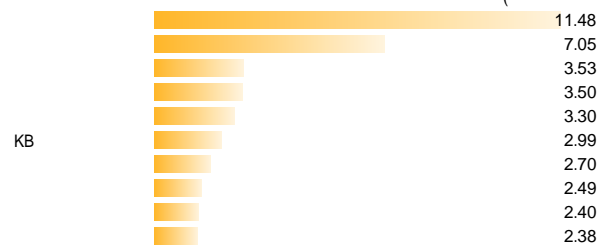
(2002.04.18~2011.03.31)



[2011.03.31]



[2011.01.31]
(41.82%)



| | | |
|-----------|-------|---------------|
| 3 | 8.85% | 6.57% |
| 가 | 2.28% | 가 |
| , SKC, SK | | 가 |
| 3 | 가 | 가 |
| , IT | | |
| | 3 | 가 |
| | | .2 |
| | | 가 |
| | | , IT |
| | | 90% |
| | | , CJ |
| | | , STX |
| | | GS, OCI, SKC, |
| | | , LG, SK |
| | | , STX, LG, LG |

가 가 가 280.0
3 KOSPI200 가 260.59 . 2011 4
가 275.0 , 4 가 가