

Fund Facts

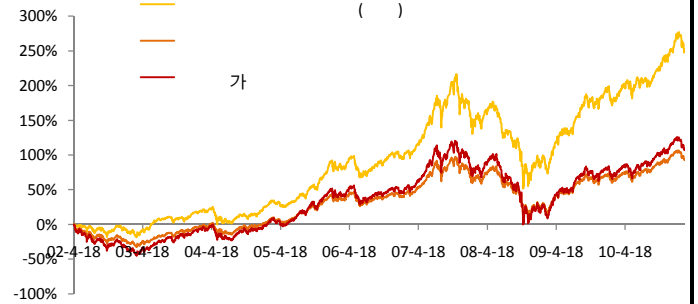
2002-04-19  
 566  
 A1:1% + 1.24 C1: 2.24% C2: 2.115% C3: 1.99%  
 C4: 1.865% C5: 1.74% C-W: 0.74%  
 A1- / C1-90 70%

	1	3	6	1	1
( )	-6.05%	3.81%	15.22%	25.54%	249.10%
	-4.63%	1.66%	9.06%	17.47%	92.78%
	-1.41%	2.15%	6.16%	8.07%	156.31%

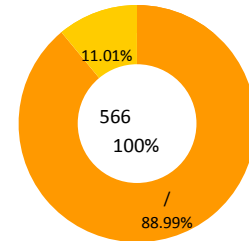
:KOSPI \*75%+CD \*25%

가 Class A1

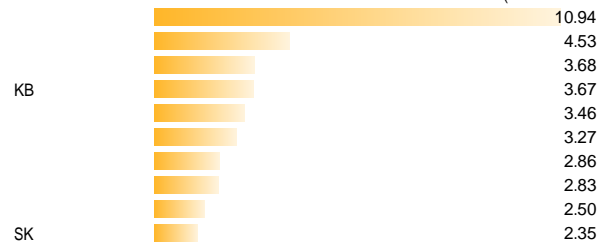
(2002.04.18~2011.02.28)



[2011.02.28 ]



[2010.12.31 ]  
 ( 40.10%)



2 -6.05% -4.63%

가 1.41%

KB LG SKC SK

2

2

가 1,950pt

18% 10%

가 6.3%

가 90%

STX LG

STX CJ SDI

GS GS STX DMS SK

가 가

가 290.0

2 KOSPI200 가 264.57

가 280.0 , 3 가 . 2011 3 가