

Fund Facts

2002-04-19

585

A1:1% + 1.24 C1: 2.24% C2: 2.115% C3: 1.99%  
C4: 1.865% C5: 1.74% C-W: 0.74%

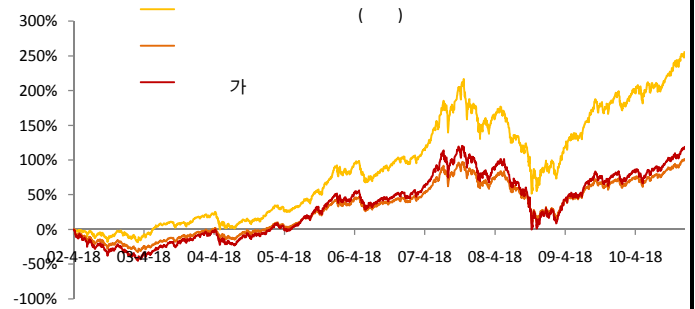
A1- / C1-90 70%

	1	3	6	1	
( )	5.72%	10.45%	16.86%	22.04%	255.54%
	5.87%	7.44%	16.20%	17.67%	101.43%
	-0.14%	3.01%	0.67%	4.37%	154.11%

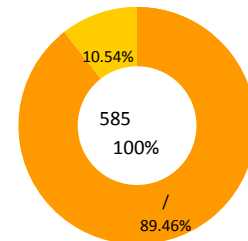
:KOSPI \*75%+CD \*25%

가 Class A1

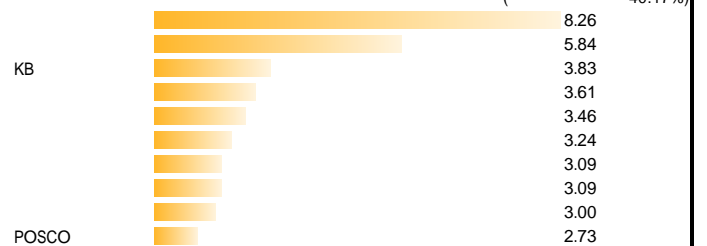
(2002.04.18~2010.12.31)



[2010.12.31 ]



[2010.10.31 ]  
( 40.17%)



12 5.72% 5.87%

가 GS 가

12 가

가 가 2,000pt

17% 가

90%

GS S-Oil, LG

GS, LIG, SK

가 가 272.5  
12 KOSPI200 가 262.32  
가 272.5 , 1 가 . 2011 1 가