

Fund Facts

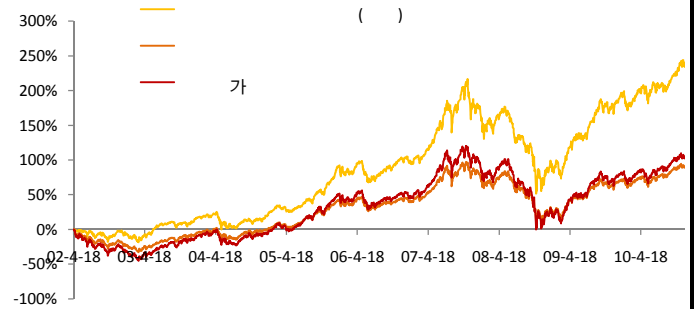
2002-04-19  
 600  
 A1:1% + 1.24 C1: 2.24% C2: 2.115% C3: 1.99%  
 C4: 1.865% C5: 1.74% C-W: 0.74%  
 A1- / C1-90 70%

	1	3	6	1
( )	2.47%	10.99%	13.53%	23.74%
	0.97%	7.27%	12.65%	18.09%
	1.50%	3.72%	0.88%	5.65%
				146.72%

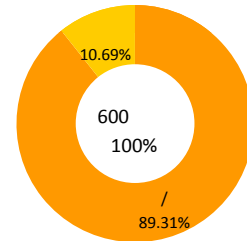
:KOSPI \*75%+CD \*25%

가 Class A1

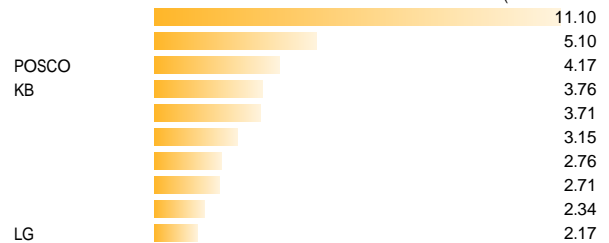
(2002.04.18~2010.11.30)



[2010.11.30 ]



[2010.09.30 ]  
 ( 40.98%)



11 2.47% 0.97%  
 S-Oil 가  
 11 가 가 가 가  
 11 1.15% 가  
 7%  
 90%  
 S-Oil,  
 LG, NHN, LG, LS, CJ, STX  
 가 가 .11 가 267.5  
 가가 11 KOSPI200 가 247.51  
 12 가 267.5 , 12 가  
 가