

Fund Facts

2002-04-19

663

A1:1.1% + 1.24 C1: 2.24% C2: 2.115% C3: 1.99% C4: 1.865% C5: 1.74% C-W: 0.74%

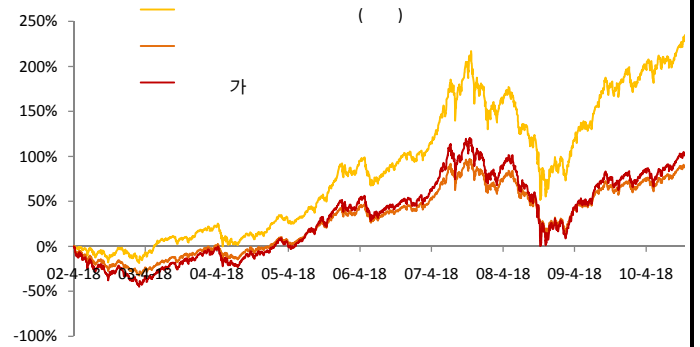
A1- / C1-90 70%

	1	3	6	1
()	1.95%	7.31%	6.62%	20.26%
	0.50%	5.57%	6.71%	15.61%
	1.44%	1.74%	-0.08%	4.65%

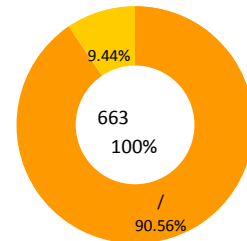
:KOSPI *75%+CD *25%

가 Class A1

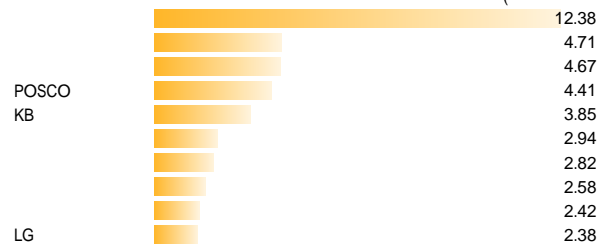
(2002.04.18~2010.10.29)



[2010.10.29]



[2010.08.31]
(43.14%)



10 1.95% 0.50%

STX 가 STX 가

10 0.54%

가 가

90%

가

STX , STX , KH ,

, KH STX , LS , , STX , CJ

가 가

가가 10 .10 가 245.0

KOSPI200 가 246.25

11 가 252.5 , 10 가