

Fund Facts

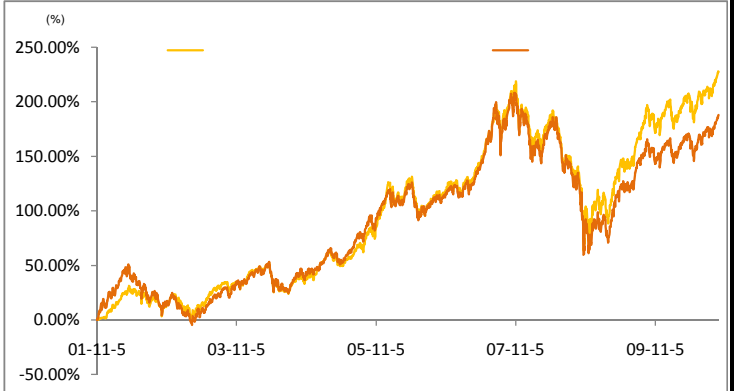
2001-11-06  
28  
2.34%

가 가 가  
가 가 가

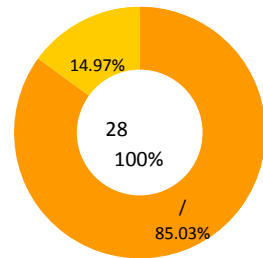
	1	3	6	1	
	6.24%	8.09%	9.98%	12.65%	227.61%
	5.70%	8.02%	8.60%	10.22%	187.92%
	0.54%	0.07%	1.39%	2.42%	39.69%

: KOSPI \*75%+CD \*25%

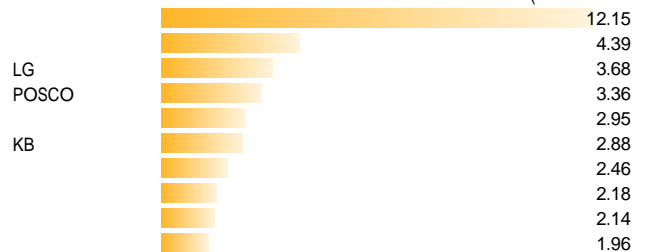
(2001.11.05~2010.09.30)



[2010.09.30 ]



[2010.07.31 ]  
( 38.15%)



가 가 .9 가 237.5  
9 KOSPI200 가 231.53 .10 가 가  
245.0 , 10 가 가