

Fund Facts

2002-04-19

850

A1- 1%+ 1.24% / C1- 2.24%

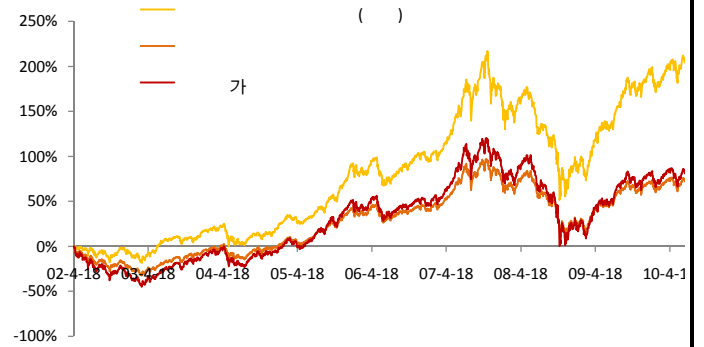
A1- / C1-90 70%

	1	3	6	1
( )	2.71%	2.87%	5.04%	31.28%
	2.71%	0.55%	1.79%	17.92%
	0.00%	2.32%	3.26%	13.36%

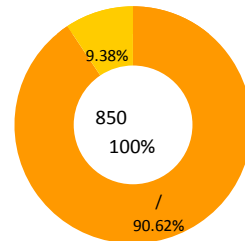
:KOSPI \*75%+CD \*25%

가 Class A1

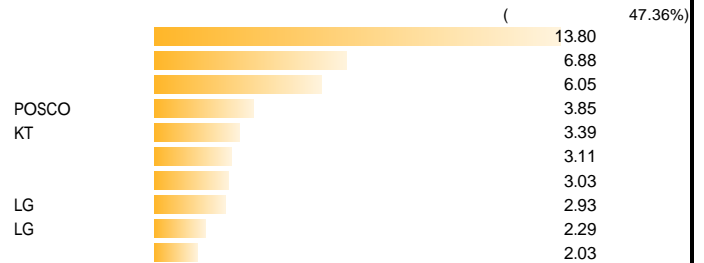
(2002.04.18~2010.06.30)



[2010.06.30 ]



[2010.04.30 ]



6 2.71% 2.71%

7 2

가 1750pt 3.48%

가 90%

가 232.5 6

KOSPI200 가 215.73 7 7 가 230.0 7 가