

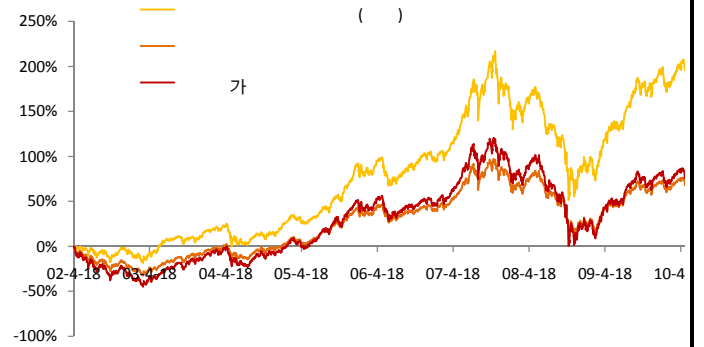
Fund Facts

2002-04-19
 837
 A1- 1%+ 1.24% / C1- 2.49%
 A1- / C1-90 70%

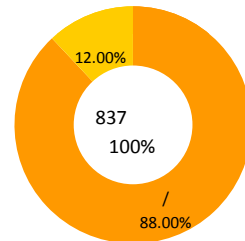
	1	3	6	1
()	4.07%	10.52%	12.79%	36.87%
	2.26%	6.82%	8.27%	21.69%
	1.81%	3.70%	4.52%	15.18%

:KOSPI *75%+CD *25%
 가 Class A1

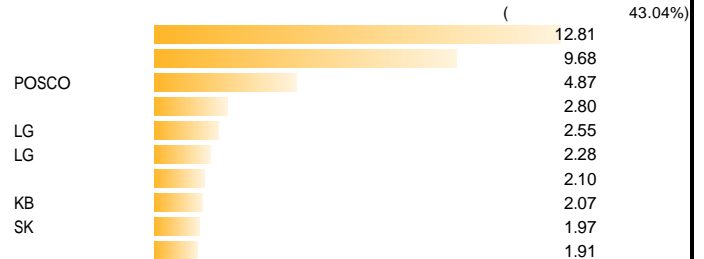
(2002.04.18~2010.04.30)



[2010.04.30]



[2010.02.28]



KOSPI200 가 228.27
 가 240.0
 가 227.5
 가 2.88%
 LG, LG, STX, ICT, S&C