

Fund Facts

2002-04-19

867

A1- 1%+ 1.24% /C1- 2.49%

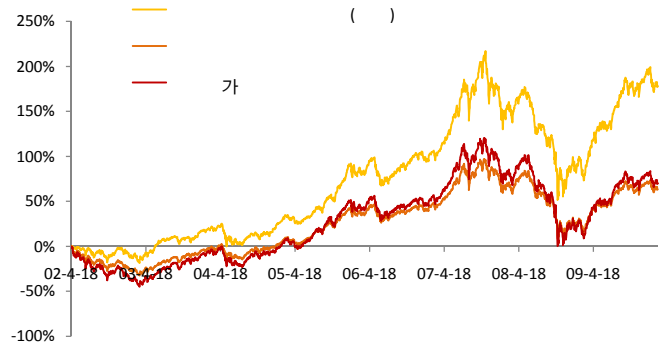
A1- / C1-90 70%

	1	3	6	1	
()	6.35%	1.50%	4.79%	46.60%	195.88%
	4.73%	0.76%	1.52%	31.56%	73.43%
	1.61%	0.74%	3.27%	15.04%	122.45%

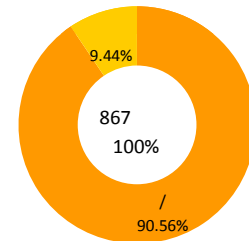
:KOSPI *75%+CD *25%

가 Class A1

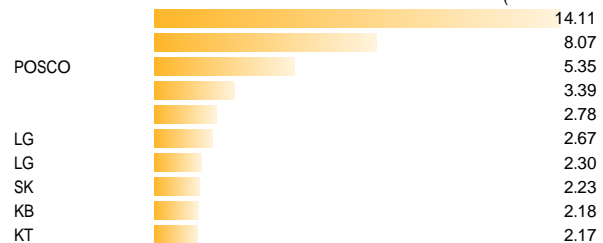
(2002.04.19~2010.03.31)



[2010.03.31]



[2010.01.31] 45.24%)



가 216.76 .4 4 가 227.5 가 .3 가

가 220.0 3 KOSPI200

가 1,700pt 6.16% 1,682pt 가

90%

가

ICT, S&C, STX, LG, LG