

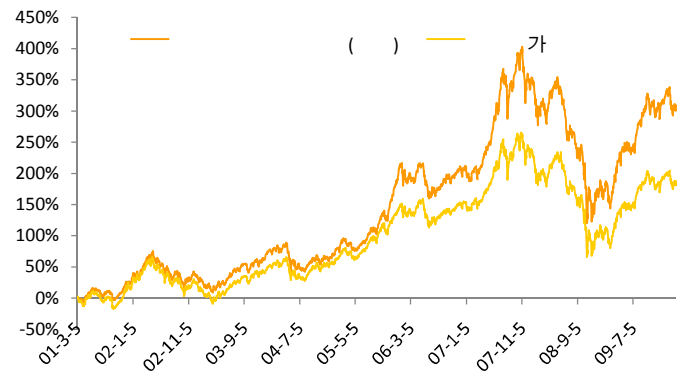
Fund Facts

가	가
2001-03-06	
262	
A1-1% + 1.74% / C1- 2.78%	
A1-30 , 70%/30~90 , 30%	
C1-90 , 70%	

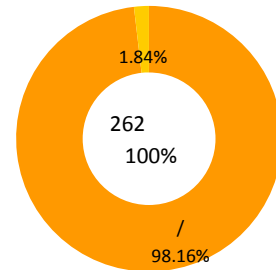
	1	3	6	1	
( )	-0.52%	1.55%	2.03%	58.17%	301.03%
가	-0.49%	2.51%	0.17%	50.00%	180.66%
	-0.03%	-0.96%	1.86%	8.17%	120.37%

가 Class C1

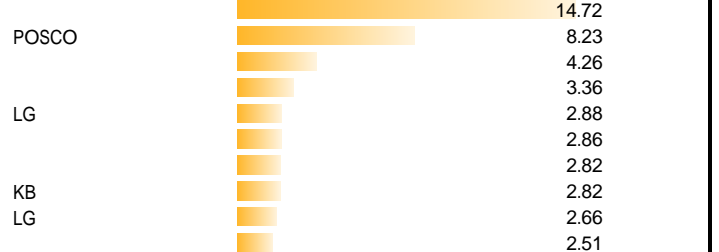
(2001.03.06~2010.02.26)



[2010.02.28 ]



[2009.12.31 ]  
( 47.13%)



2 -0.52% 가 -0.49%

95% 가

가

2

가

가 1,550pt 가 가 , EU 가

가 UAE 1,594pt 가 , 2

, 1

, IT 가 가

가

97%

10%

. 3

SDI, ICT

, LS, , OCI,

, LG , LG

KT, LG

SDI, , KB , S&C, , SK