

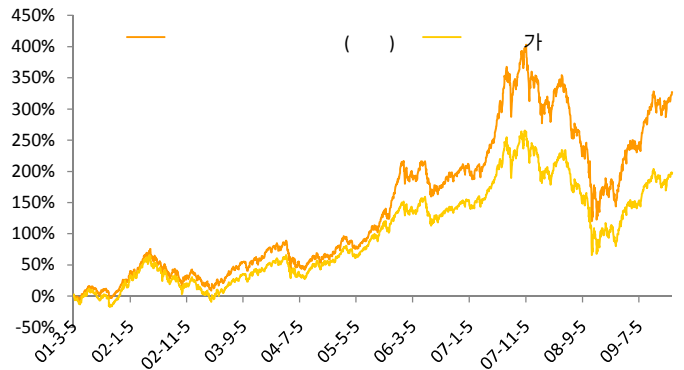
Fund Facts

가	가
2001-03-06	
281	
A1-1% + 1.74% / C1- 2.78%	
A1-30 , 70%/30~90 , 30%	
C1-90 , 70%	

	1	3	6	1	
()	7.84%	2.36%	27.11%	59.08%	325.89%
가	8.17%	0.58%	21.06%	49.65%	196.18%
	-0.33%	1.79%	6.05%	9.43%	129.70%

가 Class C1

(2001.03.06~2009.12.31)



12 7.84% 가 8.17%

가 95%

12 (1,682.77pt)

UAE 2 가 가

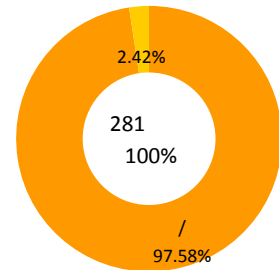
130pt

가가 2) 1) 가 가

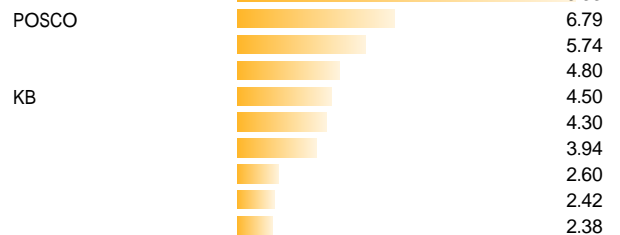
가 UAE 40 4

97% 85-95% . 1

[2009.12.31]



[2009.10.31] (50.79%)



LCD, , OCI , NHN, SK , LG , CJ

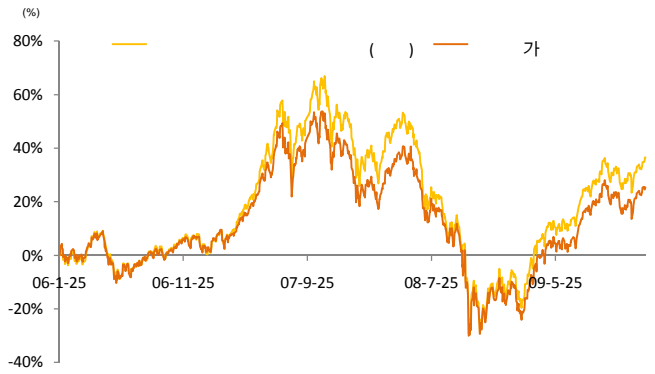
, LS, LG

Fund Facts

3) (, MSCI Korea
 가
 2006-01-26
 1,719
 1%+ 1.70%

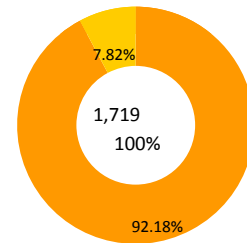
	1	3	6	1
()	8.49%	2.69%	22.61%	56.97%
가	8.17%	0.58%	21.06%	49.65%
가 Class A1	0.31%	2.12%	1.56%	7.32%

(2006.01.26~2009.12.31)



12 0.3% 8.49% 가 가 8.17% 12 12
 가
 , CJ , POSCO
 12 (1,682.77pt)
 UAE 2 가 가
 가가 12 1) 가 가 130pt 2)
 가 UAE 40 4
 92% (KODI), 70% 가
) (KOGI), MSCI Korea Index (가
) 3 가
) 3 가 .(

[2009.12.31]



[2009.10.31] (58.67%)

1. 11.
2. POSCO 12.
3. KT 13. SK
4. 14.
5. KB 15. LG
6. 16.
7. 17.
8. 18.
9. KCC 19.
10. LG 20. SK

SRI ()

2009 12

Fund Facts

가	가	(가
/SRI)	가	가
2009-04-20		
28		
A1- 1%	+ 0.90%/C1-	1.54%
A1-30	70% 30 ~90	30%
C1-90	70%	

	1	3	6	1
SRI	9.49%	4.04%	26.40%	34.78%
가	8.17%	0.58%	21.06%	25.92%
	1.32%	3.47%	5.34%	8.86%

가 Class A1

(2009.04.20~2009.12.31)

25.92% 가 34.78% 가 8.86% 가 8.17% 가 12

가 9.49% 가 12

12 (1,682.77pt) 가

UAE 2 가

가가 12 1) 가 가 130pt

2) 가 UAE / 40 4

60% 80% SRI 가 40%(/SRI) 가

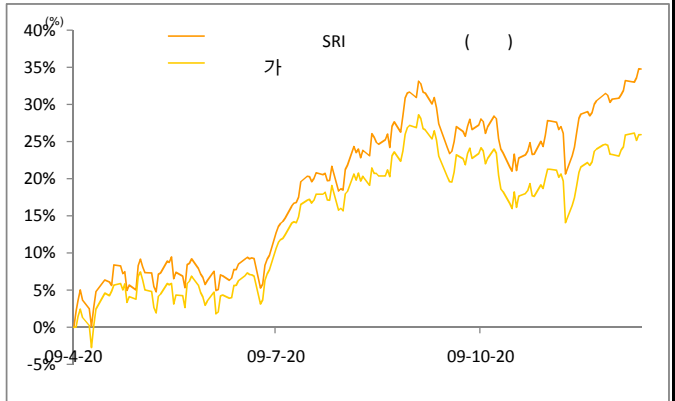
1 SRI

12 SRI SRI POSCO, 92% , LG , OCI

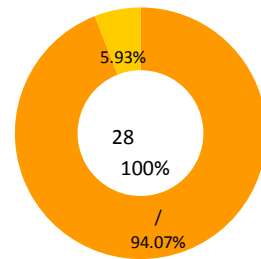
LS, , SK , LG

가

2. 12 SRI 8% , STS , SKC&C , LG , CJ



[2009.12.31]



[2009.10.31]

(58.63%)

- | | |
|----------|--------|
| 1. | 11. |
| 2. POSCO | 12. LG |
| 3. KB | 13. |
| 4. | 14. |
| 5. | 15. |
| 6. KT | 16. |
| 7. | 17. |
| 8. | 18. |
| 9. | 19. SK |
| 10. | 20. LG |

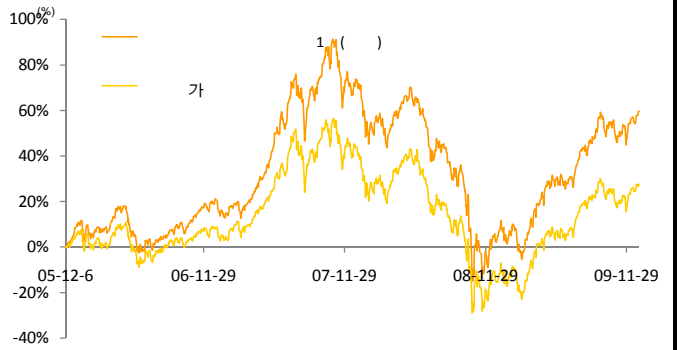
Fund Facts

90% 가
가
가
가

2005-12-07
5,278
A1- 1%+ 1.6% / C1- 2.6%
A1- / C1-90 , 70%

	1	3	6	1	
1 ()	7.88%	2.59%	24.64%	52.21%	59.61%
가	8.17%	0.58%	21.06%	49.65%	27.03%
가 Class A1	-0.29%	2.01%	3.58%	2.56%	32.58%

(2005.12.07~2009.12.31)



12 가 7.88% 가 8.17%

가 , LG , LS, , CJ ,

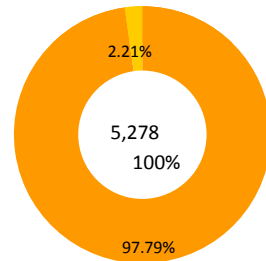
12 (1,682.77pt) UAE 2 가

가가 1) 가 가 130pt
2) / 가 UAE 40 4

97% 가 80%

, LG , LG
SDI, S-OIL, KB , SK

[2009.12.31]



[2009.10.31]
(63.88%)

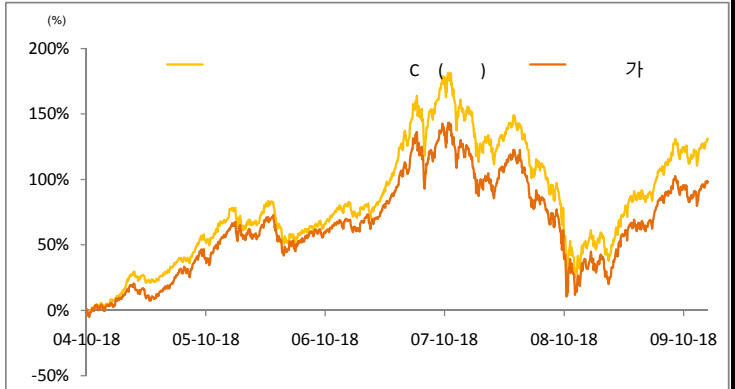
- | | |
|----------|--------|
| 1. | 11. SK |
| 2. POSCO | 12. |
| 3. | 13. SK |
| 4. KB | 14. |
| 5. | 15. |
| 6. LG | 16. |
| 7. KT | 17. CJ |
| 8. LG | 18. |
| 9. | 19. |
| 10. | 20. |

Fund Facts

90%	가
가	가
가	가
2004-10-19	
3,625	
1%+	1.7%

	1	3	6	1	
C ()	7.53%	2.48%	24.05%	52.68%	131.25%
가	8.17%	0.58%	21.06%	49.65%	96.64%
	-0.65%	1.91%	2.99%	3.03%	34.61%

(2004.10.19~2009.12.31)



12 가 7.53% 가 8.17%

가 , LG , LS, CJ

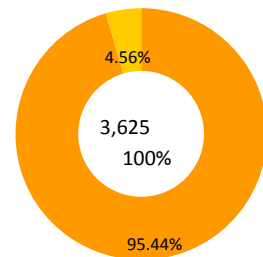
12 (1,682.77pt) UAE 2 가

가가 2) / 가 1) 가 가 130pt

가 UAE 40 4

95% 가 80%

[2009.12.31]



[2009.10.31] (62.85%)

- | | |
|----------|-----------|
| 1. | 11. SK |
| 2. POSCO | 12. |
| 3. | 13. SK |
| 4. KB | 14. |
| 5. | 15. |
| 6. LG | 16. S-Oil |
| 7. KT | 17. |
| 8. LG | 18. CJ |
| 9. | 19. |
| 10. | 20. |

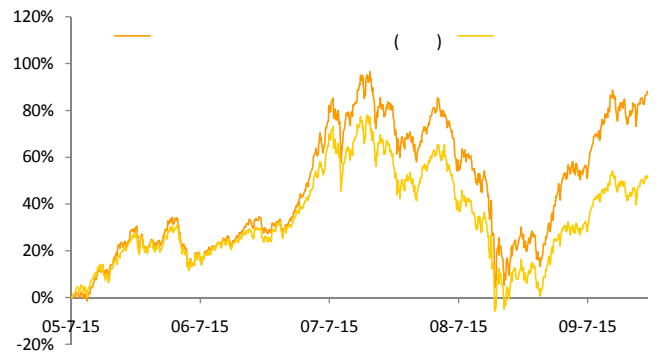
Fund Facts

가	가
2005-07-18	
164	
2.56%	
90	70%

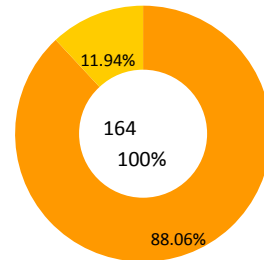
	1	3	6	1	
()	6.51%	1.93%	23.22%	52.97%	88.10%
	6.63%	0.72%	17.37%	40.78%	49.86%
	-0.12%	1.21%	5.86%	12.18%	38.25%

* =(가 *80%+CD *20%)

(2005.07.19 - 2009.12.31)



[2009.12.31]



[2009.10.31] (60.95%)

- | | |
|----------|--------|
| 1. | 11. |
| 2. POSCO | 12. SK |
| 3. | 13. SK |
| 4. | 14. |
| 5. KB | 15. |
| 6. | 16. LG |
| 7. | 17. |
| 8. | 18. |
| 9. | 19. |
| 10. KT | 20. LG |

12 6.51% 6.63%

12 (1,682.77pt) 가

UAE 2 가

가가 12 가

2) 가 1) 가 가 130pt

가 UAE 40

4

88% 가 80%

, LG , LG

, SK

, LS

NHN,

가 가

.12 220.0 12 KOSPI200

가 218.73

.1 가 227.5 .12 가

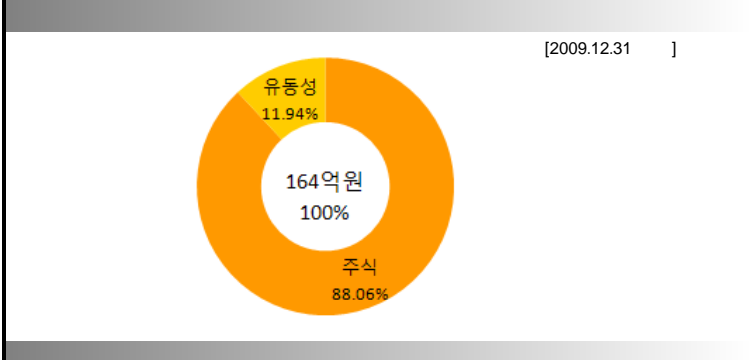
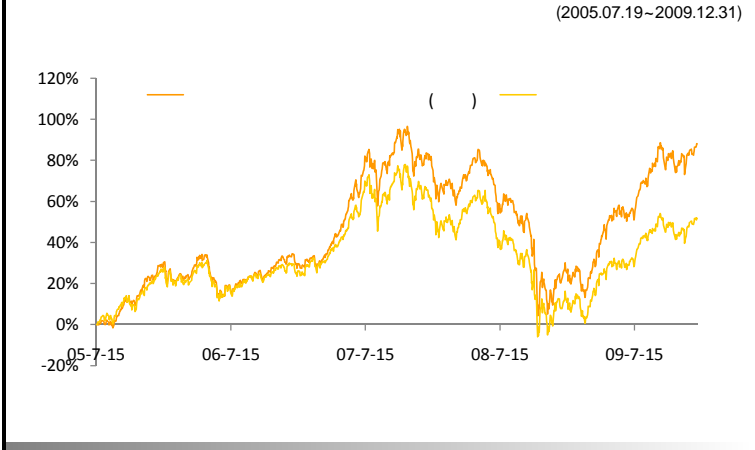
1 가

Fund Facts

가	가
2005-07-18	
164	
2.56%	
90	70%





	1	3	6	1
()	6.51%	1.93%	23.22%	52.97%
	6.63%	0.72%	17.37%	40.78%
				88.10%

* =(가 *80%+CD *20%)



[2009.10.31]
(60.95%)

1. POSCO	11. SK
2. POSCO	12. SK
3. KB	13. SK
4. KB	14. LG
5. KB	15. LG
6. LG	16. LG
7. LG	17. LG
8. LG	18. LG
9. KT	19. LG
10. KT	20. LG



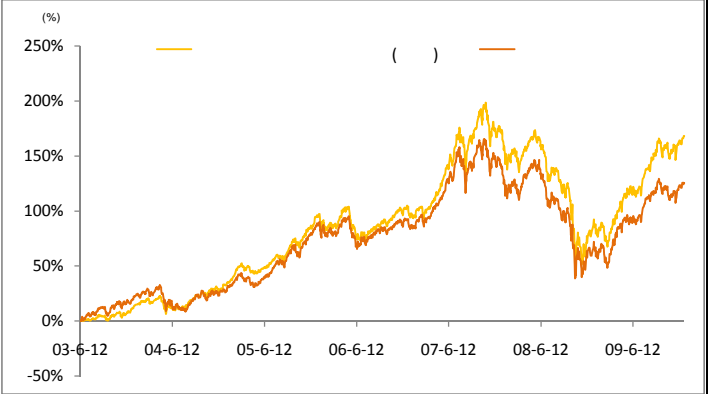
Fund Facts

가	가
2003-06-13	
744	
1%+	1.21%

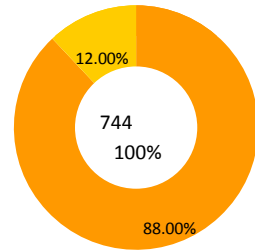
	1	3	6	1
()	6.68%	2.74%	24.13%	48.12%
	6.24%	0.75%	16.44%	38.57%
	0.43%	1.99%	7.68%	9.55%

* : KOSPI *75%+CD *25%

(2003.06.12~2009.12.31)



[2009.12.31]



[2009.10.31]

(60.85%)

- | | |
|----------|--------|
| 1. POSCO | 11. SK |
| 2. POSCO | 12. SK |
| 3. SK | 13. SK |
| 4. KB | 14. LG |
| 5. KB | 15. LG |
| 6. LG | 16. LG |
| 7. LG | 17. LG |
| 8. LG | 18. LG |
| 9. LG | 19. LG |
| 10. KT | 20. LG |

12 6.68% 6.24%

가 가

LS 88%

12 (1,682.77pt)

UAE 2 가

가가 1) 가 가 130pt

2) 가 UAE / 40 4

88% 가 80%

, LG , LG

, SK

, LS

NHN,

가 가

가 218.73 . 12 220.0 12 KOSPI200

. 1 가 227.5 . 12 가

Fund Facts

가 가

2004-07-23
1,423

2.32%(ClassA)

90 70%

	1	3	6	1	
W	6.66%	2.53%	23.55%	46.52%	124.21%
	6.24%	0.75%	16.44%	38.57%	103.15%
	0.41%	1.78%	7.10%	7.95%	21.05%

* : KOSPI *75%+CD *25%, 가 Class A

(2004.07.23~2009.12.31)

12 6.66% 6.24%

가 가

가 LS 88%

12 (1,682.77pt) 가

UAE 2 가

가 12 1) 가 가 130pt

가 2) 가 UAE 40 4

89% 가 80%

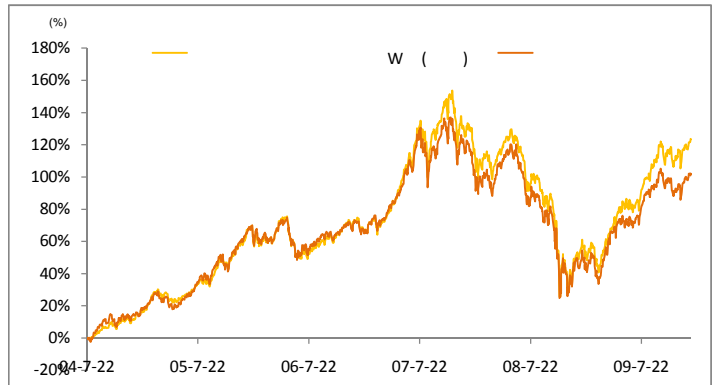
20%

, LG , LG

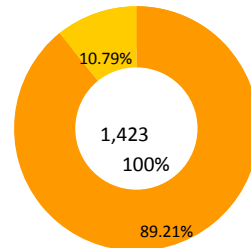
, SK

, LS

NHN,



[2009.12.31]



[2009.10.31]

(61.44%)

가 가

.12 220.0 12 KOSPI200

가 218.73 .1 가 227.5 .12 가

1 가

- | | |
|----------|--------|
| 1. | 11. |
| 2. POSCO | 12. SK |
| 3. | 13. SK |
| 4. | 14. |
| 5. KB | 15. |
| 6. | 16. LG |
| 7. | 17. |
| 8. | 18. |
| 9. | 19. |
| 10. KT | 20. LG |

Fund Facts

- 50%
- 80% (가)
- 20%
- 2005-12-07
- 122
- 1% + 1.3%

	1	3	6	1	1
1 ()	4.22%	1.94%	15.15%	30.57%	43.73%
	4.04%	0.96%	11.54%	26.77%	26.00%
	0.18%	0.98%	3.61%	3.80%	17.73%

* : KOSPI *50%+ (1-2) *50%.

(2005.12.07~2009.12.31)

12 4.22% 가 4.04%

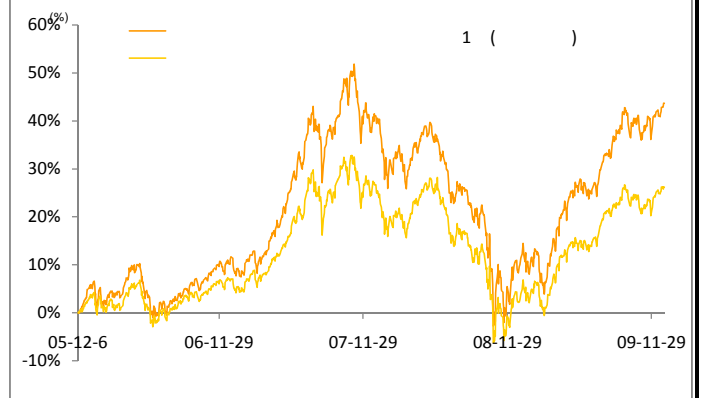
가 가 , LS

12 (1,682.77pt)

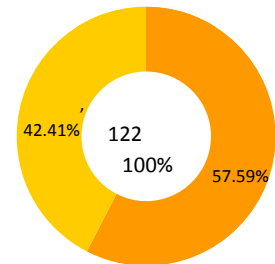
UAE 2 가 가

12 1) 가 가 130pt 2) 가가

가 UAE 40 4



[2009.12.31]



[2009.10.31] (40.42%)

1. 11.
2. POSCO 12. SK
3. 13. LG
4. 14. SK
5. KB 15.
6. 16.
7. 17. LG
8. 18.
9. 19.
10. KT 20.

[2009.10.31] (24.79%)

1. 0400-1206

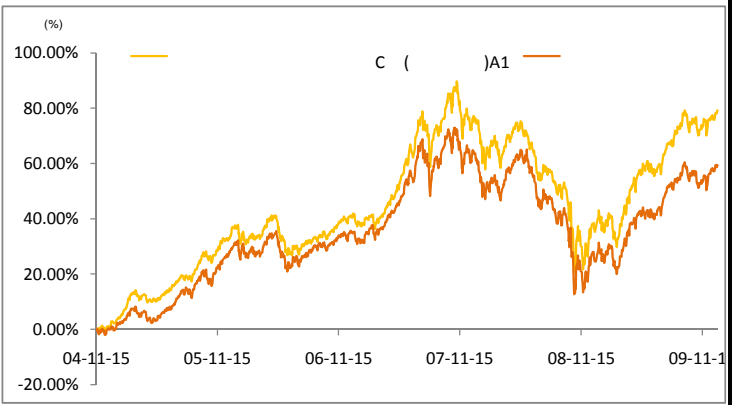
Fund Facts

50%
80% (가)
20% 가
2004-11-16
884
A1-1% + 1.55% / C1- 2.1%
A1- / C1-30 70%, 30-90 , 30%

	1	3	6	1	
C (A1)-	4.00%	1.22%	14.17%	30.29%	79.13%
C (C1)-	3.94%	1.08%	13.86%	29.54%	19.13%
	4.04%	0.96%	11.54%	26.77%	59.27%

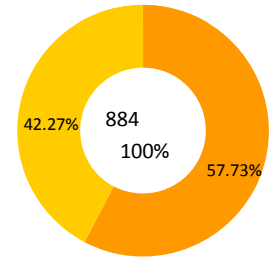
* : KOSPI *50%+ (1~2) *50%.

(2004.11.15~2009.12.31)



12 4.00%(A1) 4.04%
가 , LG , LS,
가 CJ ,
12 가
UAE 2 가
가 1) 가
가 130pt 가가 2) / 가 UAE 40 4
55% 가 80%

[2009.12.31]



[2009.10.31] (41.52%)

- | | |
|----------|--------|
| 1. POSCO | 11. |
| 2. POSCO | 12. SK |
| 3. | 13. LG |
| 4. | 14. SK |
| 5. KB | 15. |
| 6. | 16. |
| 7. | 17. LG |
| 8. | 18. |
| 9. | 19. |
| 10. KT | 20. |

[2009.10.31] (23.88%)

- 0500-1409
- 0400-1206

Fund Facts

- 30%
- 80% (가)
-) 가 20%
-
- 2005-01-20
- 102
- 1.59%
- 90 70%

	1	3	6	1	1
30 ()	1.78%	0.75%	6.81%	13.66%	38.52%
	2.39%	1.11%	7.73%	17.61%	44.75%
	-0.61%	-0.36%	-0.92%	-3.95%	-6.22%

* : KOSPI *30%+ (1-2) *70%.

(2005.01.20~2009.12.31)

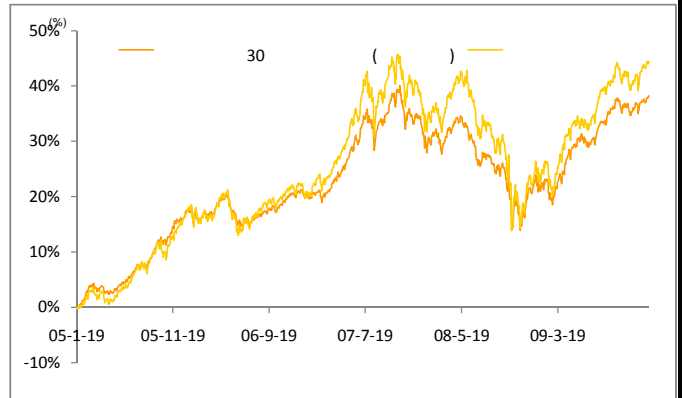
12 1.78% 2.39%

12 (1,682.77pt) UAE

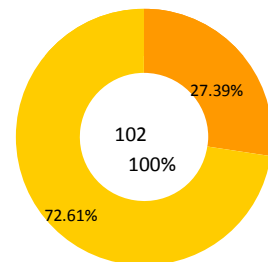
2 가

12 가가

1) 가 가 130pt 2) 가 UAE / 40



[2009.12.31]



25% 80%

가

, LG , LG

, SK

, LS

NHN,

1.03 .(

[2009.10.31] (17.89%)

- | | |
|----------|--------|
| 1. | 11. KT |
| 2. POSCO | 12. SK |
| 3. | 13. SK |
| 4. | 14. LG |
| 5. KB | 15. |
| 6. | 16. |
| 7. | 17. LG |
| 8. | 18. |
| 9. | 19. |
| 10. | 20. |

[2009.10.31] (62.96%)

- 0400-1206
- 0500-1409

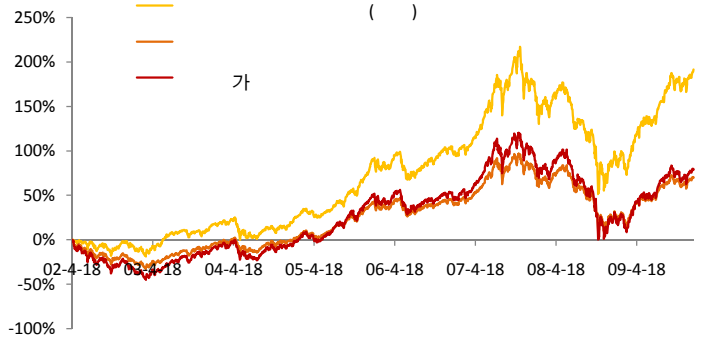
Fund Facts

2002-04-19	가	가	가
846	가	가	가
A1- 1%+ 1.24% / C1- 2.49%			
A1- / C1-90			70%

	1	3	6	1	
()	7.20%	3.23%	25.71%	56.54%	191.47%
	6.24%	0.75%	16.44%	38.57%	72.17%
	0.96%	2.47%	9.27%	17.98%	119.30%

:KOSPI *75%+CD *25%
가 Class A1

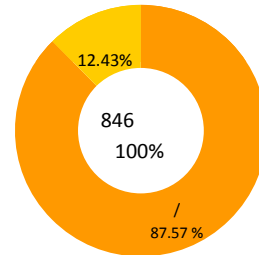
(2002.04.19~2009.12.31)



12	7.20%	가	6.24%	90%
가	가	가		
12	2	가	(1,682.77pt)	UAE
12	가	가가		
1) 가	가 130pt	2)	가 UAE	40
			4	
	90%			
가가				
, LS, LG			LG	
			CJ	
LCD,			NHN,	
			SK	
가	가	가	KOSPI200	가 218.73
	12	220.0	12	
가 227.5	12			1
가	가			

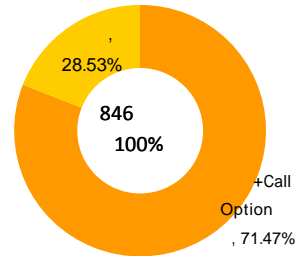
[2009.12.31]

1. [+] 12 31



2.Call Option

(12 31)



	[2009.10.31]	()	46.25%)
POSCO		12.11	
		6.15	
		5.19	
KB		4.36	
		4.22	
		3.96	
		3.54	
		2.36	
		2.18	
		2.17	

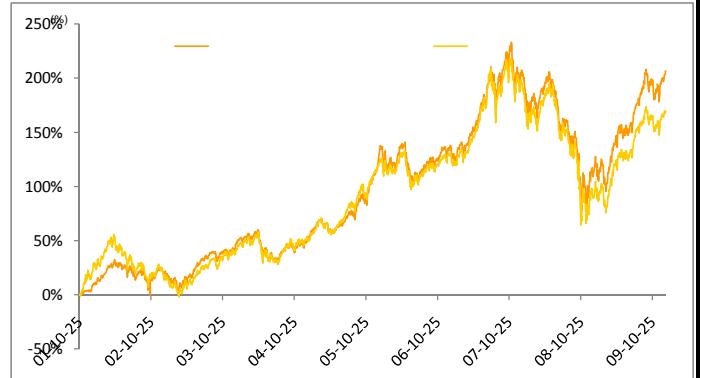
Fund Facts

가	가
2001-10-26	25
2.49%	

	1	3	6	1
	8.21%	1.72%	22.19%	43.17%
	6.24%	0.75%	16.44%	38.57%
	1.96%	0.97%	5.74%	4.61%

: KOSPI *75%+CD *25%

(2001.10.26~2009.12.31)



[2009.12.31]

12	8.21%	가	6.24%
가	가	가	가
가	90%	가	가
12	2	가	가
(1,682.77pt)	UAE	가	12

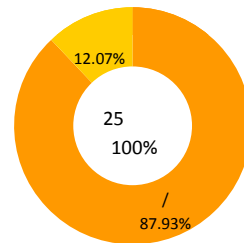
1) 가 가 130pt 2) 가가

가 UAE 40 4

가 , LG

가 , CJ , CJ

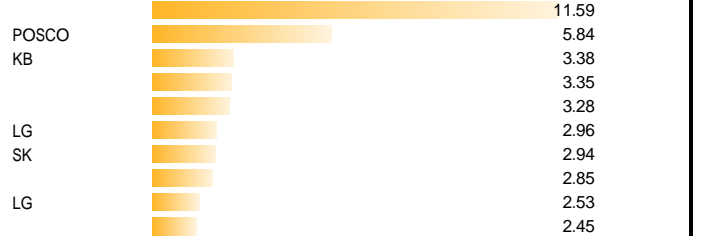
가 , LG



가	가	220.0	12
KOSPI200	가 218.73	가 227.5	가
12	가	1	가

[2009.10.31]

(41.16%)



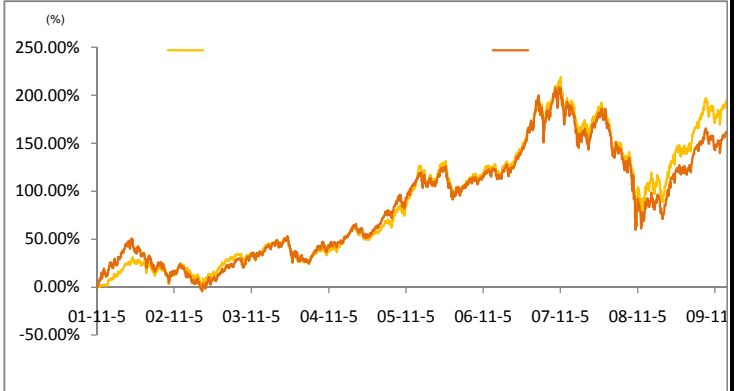
Fund Facts

2001-11-06
29
2.59%

	1	3	6	1	
가	7.74%	1.58%	22.05%	43.82%	195.42%
가 ()	6.24%	0.75%	16.44%	38.57%	161.17%
	1.49%	0.83%	5.60%	5.25%	34.25%

: KOSPI *75%+CD *25%

(2001.11.05-2009.12.31)



[2009.12.31]

12 7.74% 6.24%

가 90%

12 (1,682.77pt) UAE 2 가

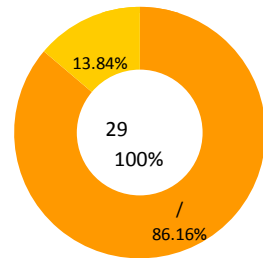
가 130pt 가가 2) 12 / 가 UAE 40 4

, CJ , CJ , LG

.12 , LG

가 가 220.0 12

KOSPI200 가 218.73 .1 가 227.5 .12 가



[2009.10.31]
(39.04%)

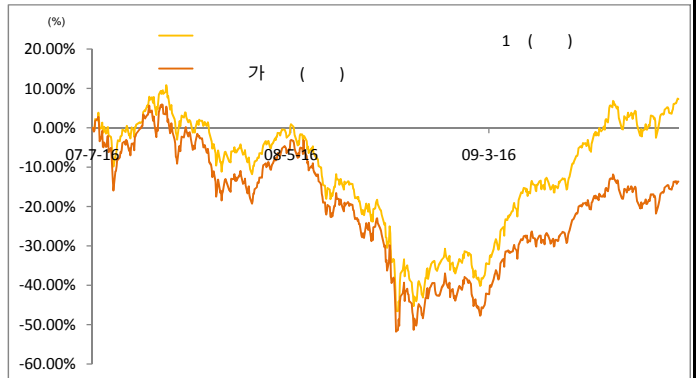
POSCO	10.86
KB	5.47
	3.17
	3.14
	3.09
LG	2.77
SK	2.76
LG	2.76
	2.68
LG	2.36

Fund Facts

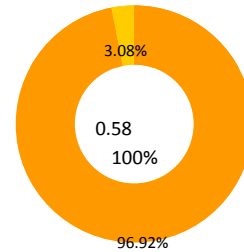
- 70%
- 80% (가)
- 20%
- 2007-07-18
- 0.58
- 1.20%
- 90 30%

	1	3	6	1	1
1 ()	7.89%	2.85%	26.15%	63.73%	8.06%
가	8.17%	0.58%	21.06%	49.65%	-12.84%
	-0.28%	2.27%	5.10%	14.08%	20.90%

(2007.07.18~2009.12.31)



[2009.12.31]



[2009.10.31] (61.86%)

- | | |
|----------|--------|
| 1. | 11. SK |
| 2. POSCO | 12. |
| 3. | 13. |
| 4. KB | 14. SK |
| 5. | 15. |
| 6. LG | 16. |
| 7. LG | 17. CJ |
| 8. | 18. |
| 9. KT | 19. |
| 10. | 20. |

12 가 7.89% 가 8.17%

가 LG LS, CJ

12 (1,682.77pt) 가 UAE 가

1) 가 가 130pt 2)

가 UAE 40 4

95%

() , LG , LG

, KB , SK , SDI, S-OIL,

LIG , LG

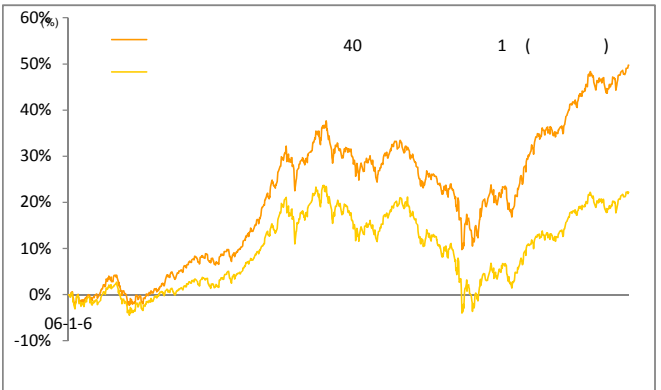
Fund Facts

- 40%
- 80% (가)
- 20%
- 2006-01-09
- 346
- 0.80%
- 90 30%

	1	3	6	1	
40	1	2.96%	1.87%	10.99%	23.97%
		3.22%	1.03%	9.63%	22.19%
		-0.25%	0.84%	1.35%	1.78%

: KOSPI *40%+ (1-2) *60%

(2006.01.09 - 2009.12.31)



12 2.96% 3.22%

12 (1,682.77pt) 가

UAE 가

12

1) 가 가 130pt 2)

가 UAE 40 4

37%

()

, LG , LG

, KB , SK

SDI,

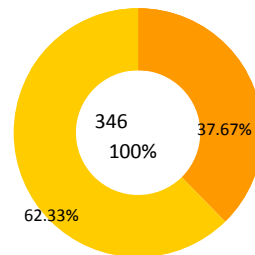
S-OIL,

LIG , , LG

()

1.19 . ()

[2009.12.31]



()

[2009.10.31] (61.86%)

1. SK
2. POSCO
3. SK
4. KB
5. LG
6. LG
7. LG
8. CJ
9. KT
10. SK
11. SK
12. SK
13. SK
14. SK
15. SK
16. SK
17. CJ
18. SK
19. SK
20. SK

()

[2009.10.31] (87.36%)

1. 0415-1108 3. 11-11 2D
2. 0464-1110 4. 09 0100-1022-3
5. 337가14

Fund Facts

	95%	/	50%
		CB,BW	
2009-05-27			
31			
	1% +		0.74%
A1-30	70%	30	-90
C1-90	70%		30%

	1	3	6	1
	1	2.25%	3.99%	4.85%
가 ()		8.17%	0.58%	23.55%

가 Class A1

(2009.05.27 ~ 2009.12.31)

12 가 2.25%

12 (1,682.77pt) 가 UAE 2

가 12

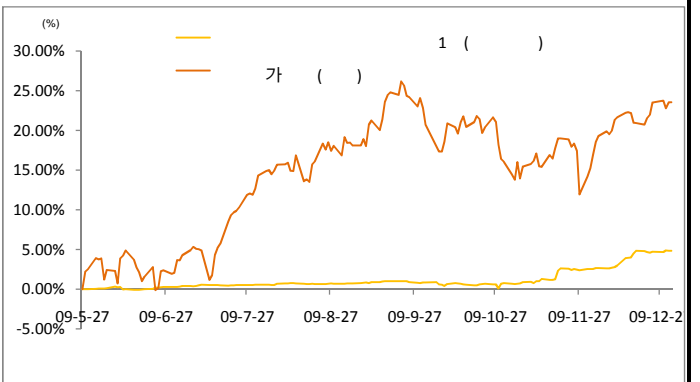
1) 가 가 130pt 2)

가 UAE 40 4

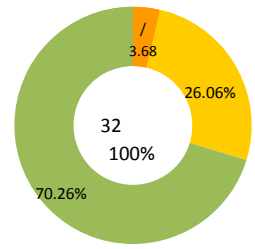
12 2.25% .12

가 가가

가 가



[2009.12.31]



- [2009.10.31]
1. ()
 2. ()
 - 3.