

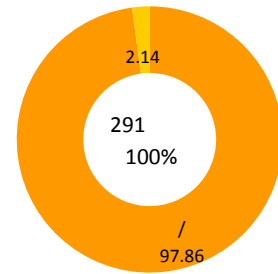
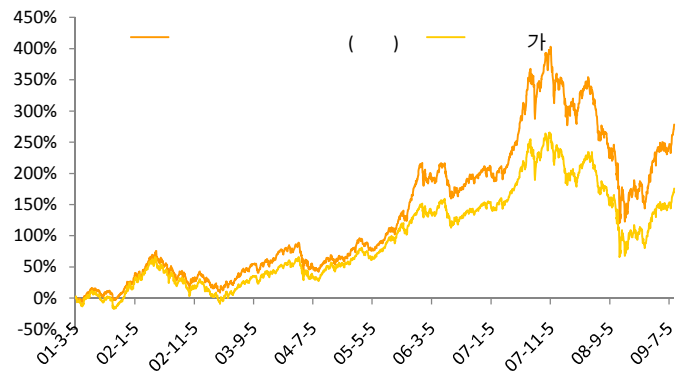

Fund Facts

가	가
2001-03-06	
291	
A1-1% + 1.74% / C1- 2.78%	
A1-30 , 70%/30~90 , 30%	
C1-90 , 70%	

	1	3	6	1
()	12.60%	14.83%	37.69%	1.88%
가	12.03%	13.72%	34.01%	-2.34%
	0.57%	1.10%	3.68%	4.23%

가 Class C1

(2001.03.06~2009.07.31)



가 12.60% 가 12.03% 95%

가 1,500

가 95%

가 2.14

가 291 100%

가 97.86

가 47.02%

가 POSCO 13.31 5.97 4.91 3.94 3.56 3.37 3.13 3.08 3.03 2.72

가 LG 13.31 5.97 4.91 3.94 3.56 3.37 3.13 3.08 3.03 2.72

가 LG, LS, KCC, LG, SDI, NHN, SK

가 H&S, GS, KB

가 KT, SK, LG

