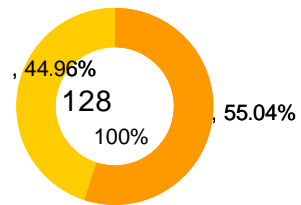
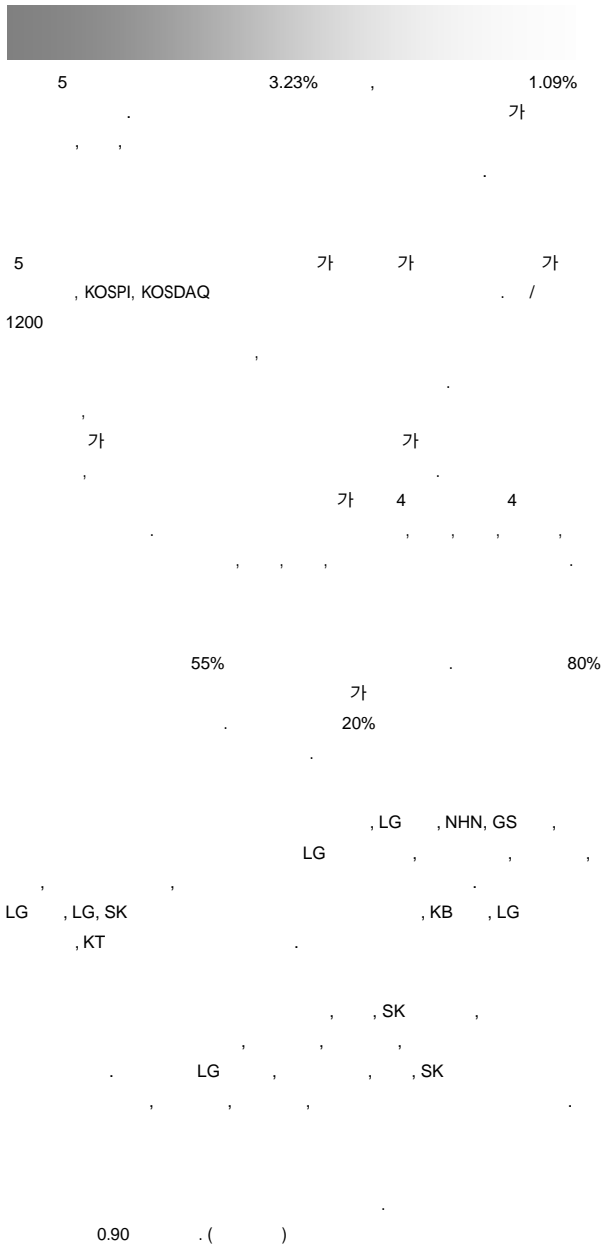
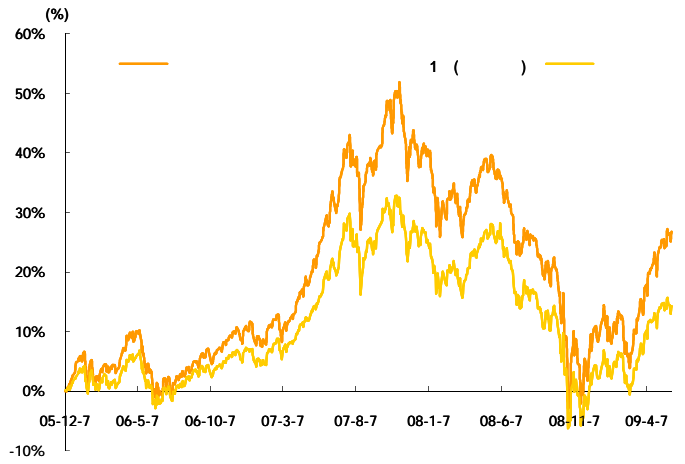


Fund Facts

- 50%
- 80% (가) 가
- 20%
- 2005.12.07
- 128
- 1% + 1.3%

	1	3	6	1	
1 ()	3.23%	19.34%	20.22%	-7.61%	26.76%
	1.09%	16.17%	17.33%	-8.16%	14.13%
	2.14%	3.17%	2.89%	0.55%	12.63%
: KOSPI	*50+	(1-2)		*50%	

(2005.12.07~2009.05.29)



- () (32.34%)
- 01. 11. SK
- 02. POSCO 12.
- 03. LG 13.
- 04. 14. KT
- 05. LG 15.
- 06. KB 16.
- 07. SK 17. LG
- 08. LG 18.
- 09. 19.
- 10. 20. LG

- () (27.76%)
- 01. 09-2
- 02. 0475-1403