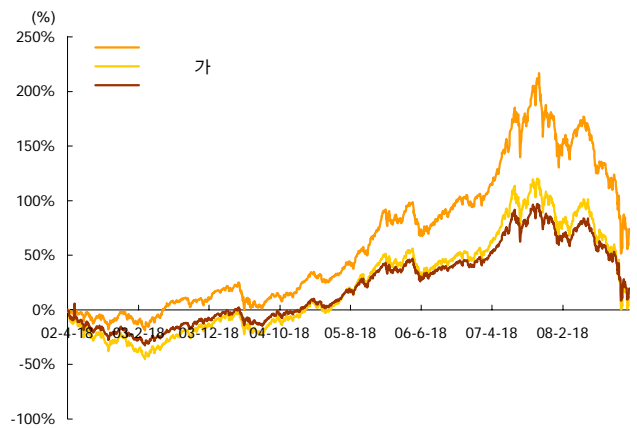



Fund Facts

가 : 2002.04.19
 : 602
 : A1- 2.49% / C1- 1%+ 1.24%
 : A1- / C1-90 , 70%

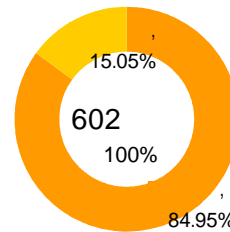
	1	3	6	1	
	-1.54%	-21.32%	-35.84%	-38.23%	74.01%
	-2.40%	-19.95%	-30.81%	-31.40%	19.63%
	0.86%	-1.36%	-5.04%	-6.83%	54.38%
:KOSPI	*75%+CD	*25%			
가	Class A1				

(2002.04.18~2008.11.30)



KOSPI

11 : 가
 : LS, 가
 : LG, 가
 : CJ, LG, GS, LG, SDI,
 : KTF, CJ,



(35.75%)

가 : 가
 : 가 185,190
 : 가 142.70
 : 가 165.0, 145.0
 : 가 12

