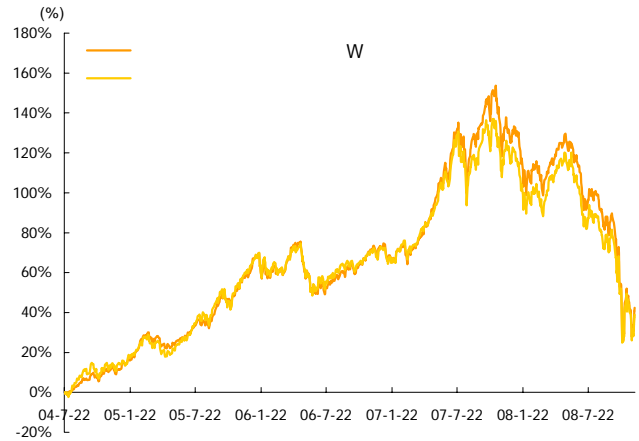



Fund Facts

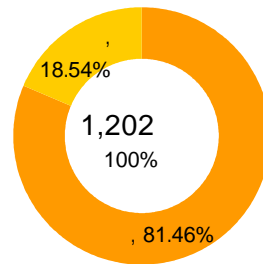
가 : 가  
 : 2004.07.23  
 : 1,202  
 : 2.32%(ClassA)  
 : 90 70%

	가	1	3	6	1	
W	617.83	-1.65%	-25.18%	-36.87%	-38.77%	42.85%
		-2.40%	-19.95%	-30.81%	-31.40%	39.63%
: KOSPI	*75%+CD	*25%	가	Class A		

(2004.07.23~2008.11.30)



가 ( 가  
 \*75%+CD \*25%)



- ( 51.92%)
- |           |          |
|-----------|----------|
| 01.       | 11. SK   |
| 02. POSCO | 12.      |
| 03. 가     | 13. CJ   |
| 04. LG    | 14.      |
| 05. KCC   | 15. KT&G |
| 06.       | 16. LG   |
| 07. LG    | 17.      |
| 08.       | 18.      |
| 09. KB    | 19.      |
| 10. KT    | 20.      |