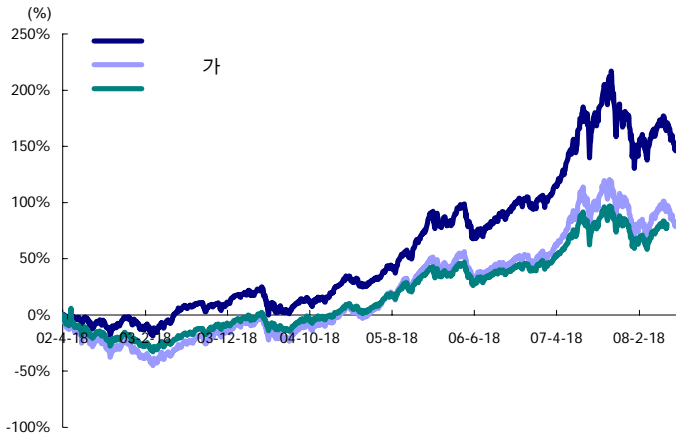


Fund Facts

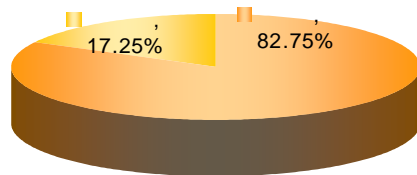
가 가
 : 2002.04.19
 : 900 ()
 : 1%+ 1.24%

	1	3	6	1	
	-9.25%	-4.26%	-11.89%	-0.44%	146.14%
	-7.07%	-0.97%	-8.16%	-1.59%	66.87%
	-2.19%	-3.29%	-3.74%	1.15%	79.27%
:KOSPI	*75%+CD	*25%			
가	Class A1				

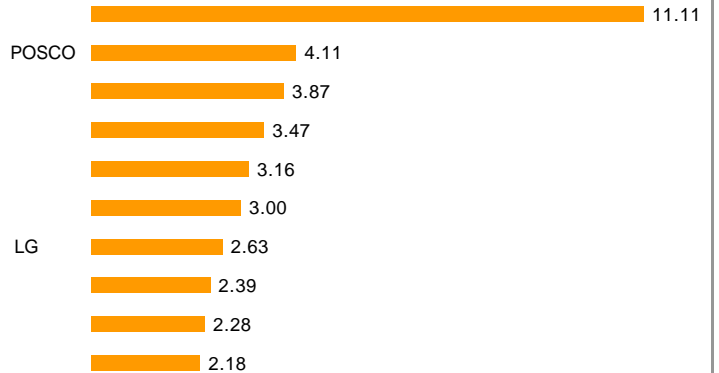
(2002.04.18~2008.06.30)



KOSPI



(38.19%)



6 -9.25%
 , -7.07%
 , 가가
 , ,
 , ,
 [,]
 6 , 가
 가 가 9.56%
 . 가 가
 가 가 , 가
 , 가

2

[]
 , LG , KT&G , SDI,
 , POSCO
 , SK , LG ,
 LG ,
 , STX , SK , SK , STX

[가 250.0]
 가 가 6 가 가
 , 08 7 237.5 가
 가
 가