

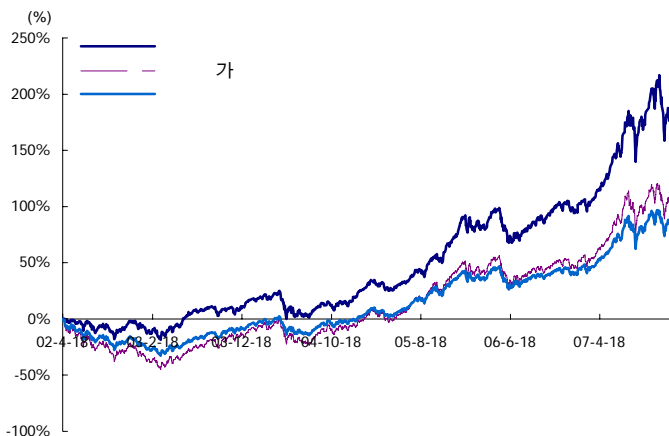
# Monthly Report

## Fund Facts

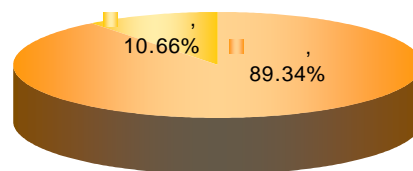
가 가  
 : 2002.04.19  
 : 975 ( )  
 : 1%+ 1.24%

	1	3	6	1	
	8.31%	-9.04%	-6.90%	27.45%	156.24%
	4.11%	-7.33%	-5.75%	16.91%	69.26%
	4.20%	-1.71%	-1.15%	10.54%	86.98%
:KOSPI	*75%+CD	*25%			
가	Class A1				

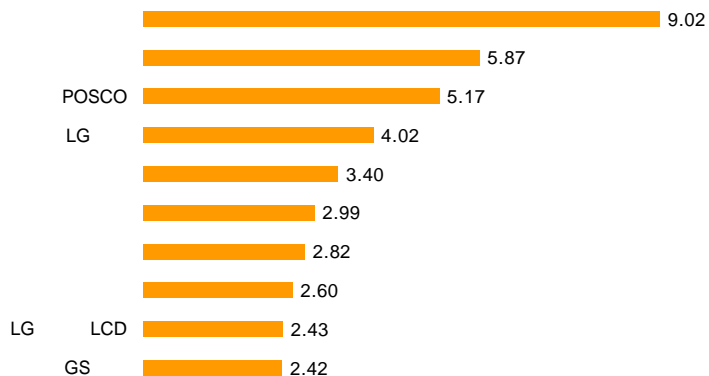
(2002.04.18~2008.02.29)



KOSPI



( 40.73%)



2 8.31%  
 , 4.11%  
 2-3  
 [ 2 ]  
 가 , 1  
 , 2-3  
 , 가  
 , 가 , , , ,  
 , , , , , , ,  
 [ ]  
 , KCC, , , GS , LS  
 , STX , SK , , , LG,  
 , SK, , , , SK  
 , 가 , KT,  
 , SSCP, ,  
 , SK  
 , KTF

[ 가 250.0 ]  
 가가 2  
 , 08 3 230.0  
 가  
 가