

: 2006-03-06

: 1

1.

(:)

		(1)	(2)	(1-2)	
	ELS				
	ELS	12,478		12,478	
		12,478		12,478	

2.

(1) :Tokyo Stock Exchange REIT Index(TSREIT <Index>)

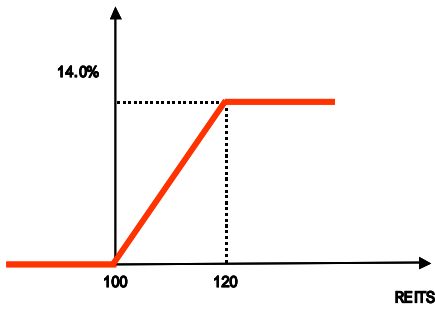
(2) 가 :

(3) : 2005 10 4

(4) : 2006 10 2

(5) : 2005 9 30 TSREIT <Index> 가 1603.97

(6) : 2006 9 22 , 9 25 , 9 26 , 9 27 , 9 28 가 가



□ : REITS
 □ : 6
 □ EUROPEAN BULL SPREAD

	()
20%	14.00%
20%	14.00%
15%	10.50%
10%	7.00%
5%	3.50%
0%	0.00%
0%	0.00%

3.

(:)

1 410

4.

(VaR: 99%, 10) (:)

1 507

two-star ELS KS-1

1.

(:)

	(1)	(2)	(1-2)
ELS			
ELS	9,240		9,240
	9,240		9,240

2.

(1) :

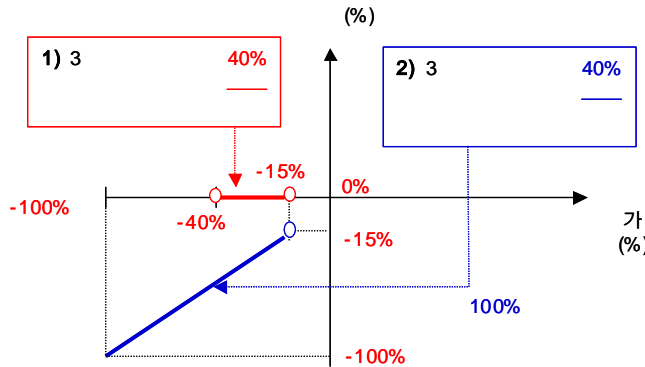
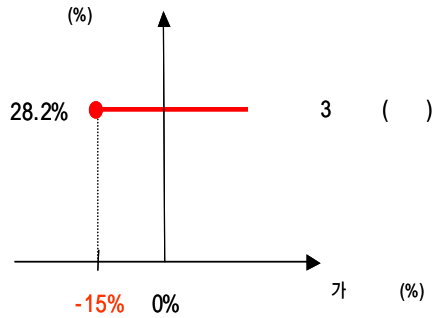
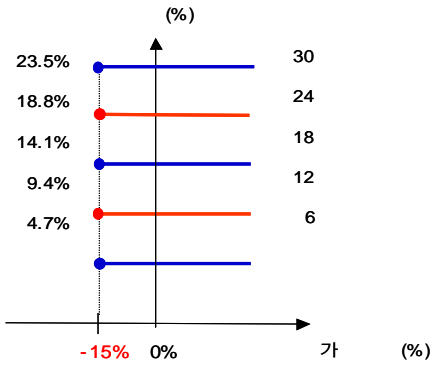
(2) 가 :

(3) : 2005 10 27

(4) : 2008 10 29

(5) 가 : 565,000 , 12,950
(2005 10 24 , 10 25 10 26 가)

(6) 가 : 2008 10 23 , 10 24 , 10 27 가



3.

two-star ELS KS-1 (:)
220

4.

(VaR: 99%, 10) (:)
two-star ELS KS-1 256

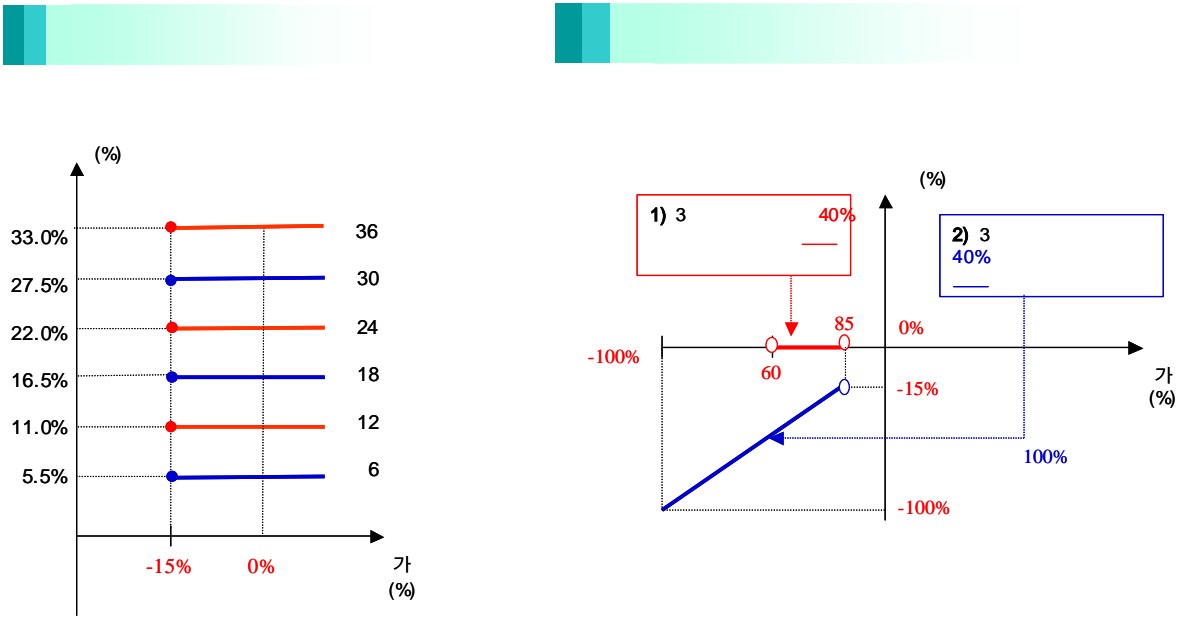
two-star ELS PW-1

1.

	(1)	(2)	(1-2)
ELS			
ELS	8,855		8,855
	8,855		8,855

2.

- (1) : POSCO ,
- (2) 가 :
- (3) : 2005 11 17
- (4) : 2008 11 19
- (5) 가 : POSCO 213,166 , 18,900
(2005 11 14 , 11 15 , 11 16 가)
- (6) 가 : 2008 11 13 , 11 14 , 11 17 가



3.

two-star ELS PW-1 **683**

4.

(VaR: 99%, 10) two-star ELS PW-1 **1,110**

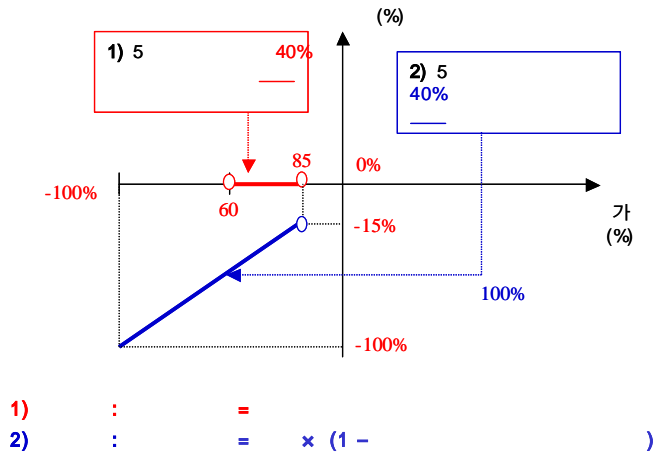
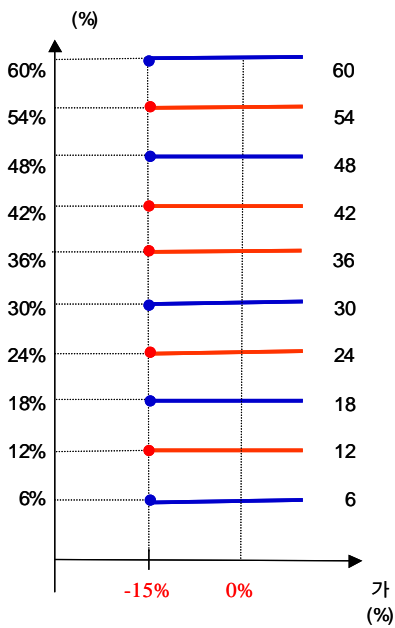
two-star ELS PH-1

1.

	(1)	(2)	(1-2)
ELS			
ELS	5,970		5,970
	5,970		5,970

2.

- (1) : POSCO ,
- (2) 가 :
- (3) : 2005 12 05
- (4) : 2010 12 03
- (5) 가 : POSCO 205,833 , 87,533
(2005 11 30 , 12 01 12 02 가)
- (6) 가 : 2010 11 29 , 11 30 , 12 01 POSCO , 가



3.

two-star ELS PH-1 **356**

4.

(VaR: 99%, 10) two-star ELS PH-1 **505**

two-star ELS PH-2

1.

(:)

		(1)	(2)	(1-2)	
	ELS				
	ELS	6,337		6,337	
		6,337		6,337	

2.

(1) : POSCO ,

(2) 가 : ()

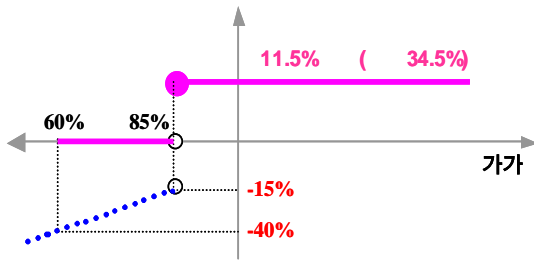
(3) : 2005 12 21

(4) : 2008 12 24

(5) 가 : 2005 12 21 가

(6) 가 : 2008 12 19 가

(7) 가 : 2006 6 20 , 2006 12 20 , 2007 6 20 , 2007 12 20 , 2008 6 20 가



3.

two-star ELS PH-2 (:) 580

4.

(VaR: 99%, 10) (:) two-star ELS PH-2 1,070