

: 2005-12-20

: two-star ELS 1

1.

		(1)	(2)	(1-2)	(:)
	ELS				
	ELS	7,692		7,692	
	ELS	7,692		7,692	

2.

(1) 가:

(2) 가 :

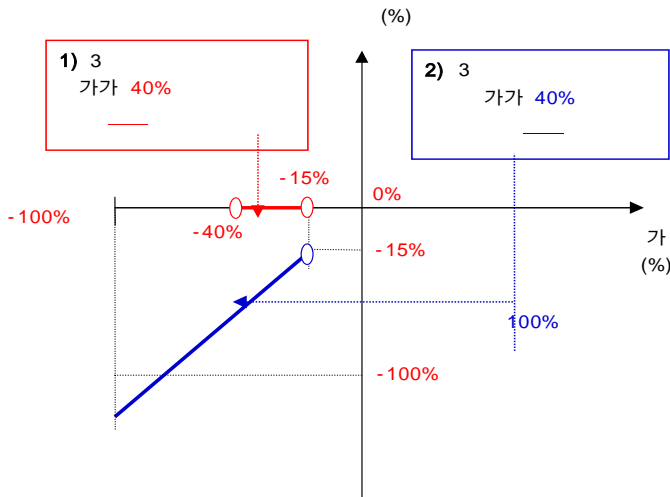
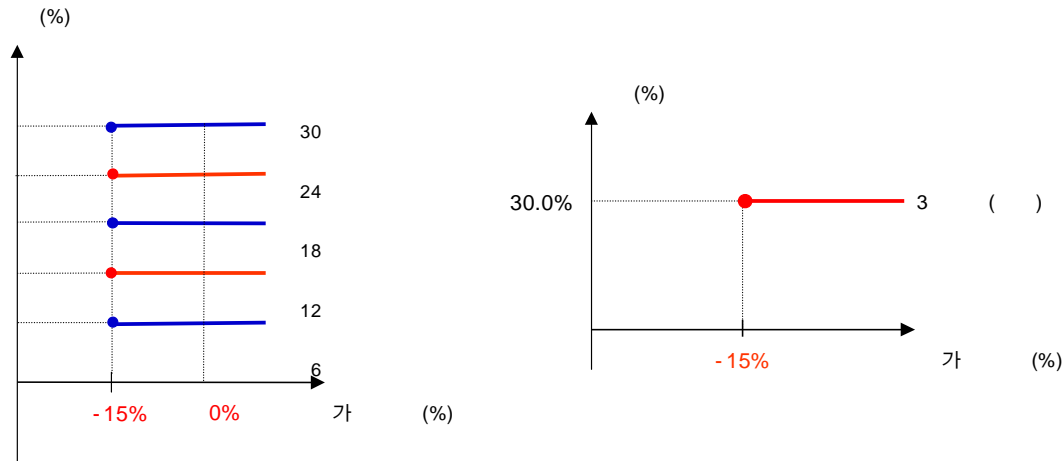
(3) : 2005 8 16

(4) : 2008 8 12

(5) 가 : 2005 08 12 가 \ 36,300/ 가 \ 25,500

(6) 가 : 2006 2 10 , 2006 8 10 , 2007 2 12 , 2007 8 10 , 2008 2 12

(7) 가 : 2008 8 8 가 가



3.

two-star ELS 1 **802**

4.

(VaR: 99%, 10) two-star ELS 1 **1,124**

1

1.

		(1)	(2)	(1-2)	(:)
	ELS				
	ELS	12,478		12,478	
		12,478		12,478	

2.

(1) :Tokyo Stock Exchange REIT Index(TSREIT <Index>)

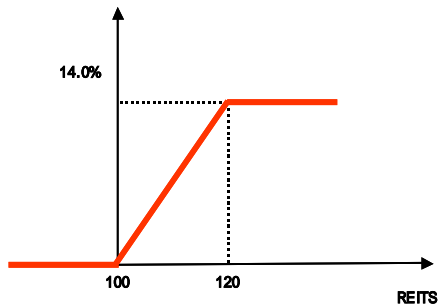
(2) 가 :

(3) : 2005 10 4

(4) : 2006 10 2

(5) : 2005 9 30 TSREIT <Index> 가 1603.97

(6) : 2006 9 22 , 9 25 , 9 26 , 9 27 , 9 28 가 가



□ : REITS
 □ : 6
 □ EUROPEAN BULL SPREAD

	()
20%	14.00%
20%	14.00%
15%	10.50%
10%	7.00%
5%	3.50%
0%	0.00%
0%	0.00%

3.

(:)
 1 197

4.

(VaR: 99%, 10) (:)
 1 305

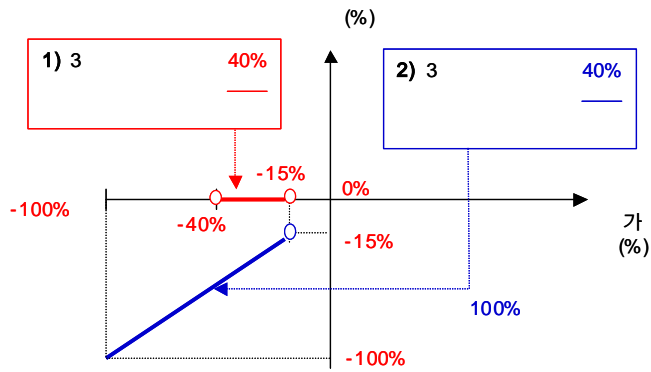
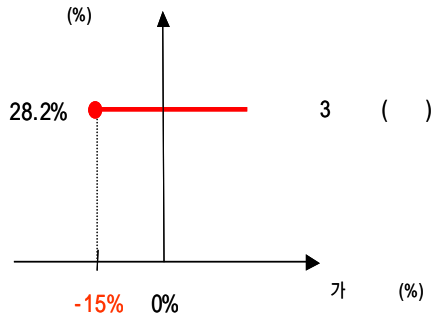
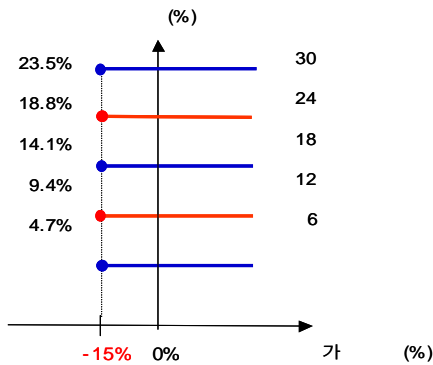
two-star ELS KS-1

1.

	(1)	(2)	(1-2)
ELS			
ELS	9,240		9,240
	9,240		9,240

2.

- (1) :
- (2) 가 :
- (3) : 2005 10 27
- (4) : 2008 10 29
- (5) 가 : 565,000 , 12,950
(2005 10 24 , 10 25 10 26 가)
- (6) 가 : 2008 10 23 , 10 24 , 10 27 가



3.

two-star ELS KS-1 **449**

4.

(VaR: 99%, 10) two-star ELS KS-1 **543**

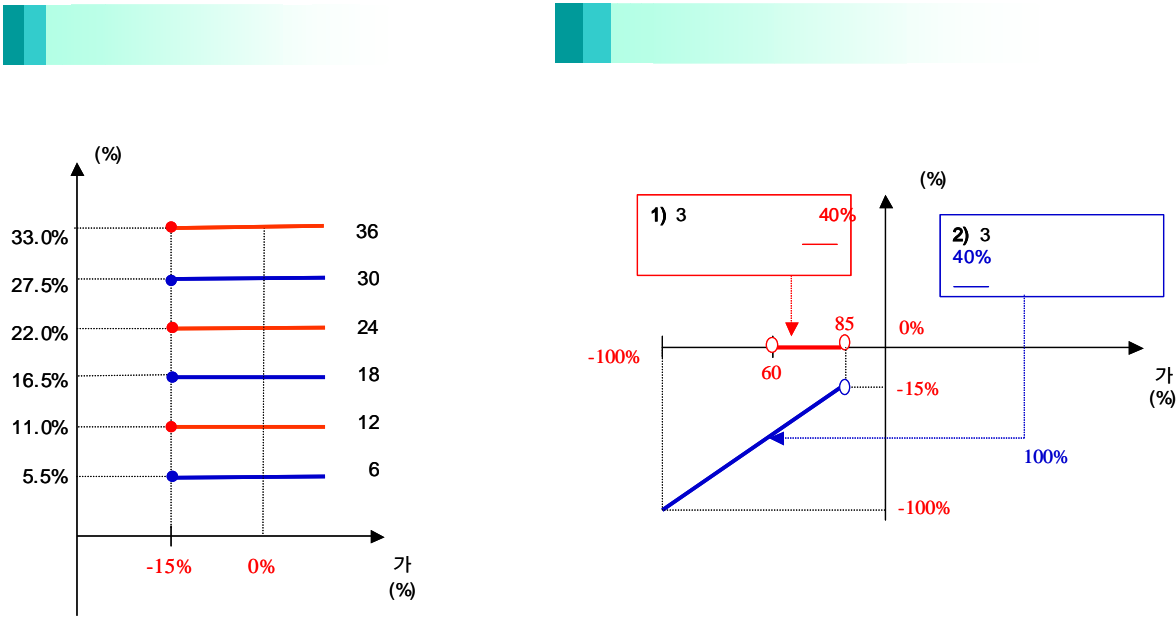
two-star ELS PW-1

1.

		(1)	(2)	(1-2)
	ELS			
	ELS	8,855		8,855
		8,855		8,855

2.

- (1) : POSCO ,
- (2) 가 :
- (3) : 2005 11 17
- (4) : 2008 11 19
- (5) 가 : POSCO 213,166 , 18,900
(2005 11 14 , 11 15 11 16 가)
- (6) 가 : 2008 11 13 , 11 14 , 11 17 가



3.

two-star ELS PW-1 **719**

4.

(VaR: 99%, 10) two-star ELS PW-1 **919**

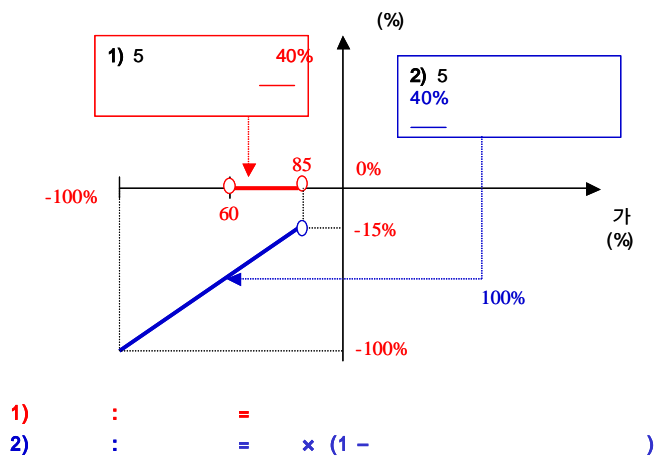
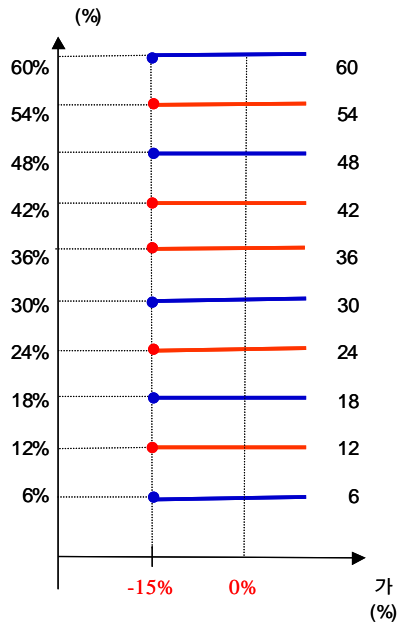
two-star ELS PH-1

1.

	(1)	(2)	(1-2)
ELS			
ELS	5,970		5,970
	5,970		5,970

2.

- (1) : POSCO ,
- (2) 가 :
- (3) : 2005 12 05
- (4) : 2010 12 03
- (5) 가 : POSCO 205,833 , 87,533
(2005 11 30 , 12 01 12 02 가)
- (6) 가 : 2010 11 29 , 11 30 , 12 01 POSCO , 가



1) : =
 2) : = × (1 -)

3.

two-star ELS PH-1 (:) 437

4.

(VaR: 99%, 10) (:) two-star ELS PH-1 550